


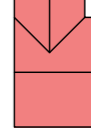
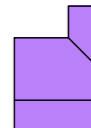

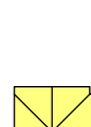







HOUSE TYPES - SMALLER SITE

-  3 No. 2 Bed bungalow
93.2m² - 1003 ft²
-  2 No. 3 Bed 1.5 storey house
181.7m² - 1955ft²
-  1 No. 3 Bed 1.5 storey house
117.2m² - 1261ft²
-  2 No. 3 Bed 1.5 storey house
113.8m² - 1224ft²
-  3 Bed 2 storey house
120.5m² - 1297ft²
-  2 No. 5 Bed 2.5 storey house
237m² - 2551ft²
-  Carport / cart barn
-  Existing farm building to remain

HOUSE TYPES - LARGER SITE

-  13 No. 2 Bed house
74.3m² - 800ft²
(A - Affordable)
-  6 No. 2 Bed house
78.9m² - 850ft²
(A - Affordable)
-  3 No. 3 Bed house
83.6m² - 900ft²
(A - Affordable)
-  11 No. 3 Bed house
93.4m² - 1000ft²
-  14 No. 4 Bed house
130.0m² - 1400ft²
-  5 No. 4 Bed house
148.7m² - 1600ft²
-  2 No. 2 Bed bungalow:
77m² - 828ft²

SCHEDULE OF ACCOMMODATION
 TOTAL: 54 Dwellings
 36 Private housing - 67 %
 18 Affordable housing - 33 %
 Consists of:

6 no 2 bed - 74.3m ²	
4 no. 2 bed - 78.9 m ²	
8 no. 3 bed - 83.6m ²	

PRELIMINARY

Rev.	Date	Description

Client: MR D BUCHANAN

Project: RESIDENTIAL DEVELOPMENT AT DOVE FARM, 27 THE LANE, WYBOSTON, MK44 3AP

Drawing Title: MASTER PLAN

Scale: 1:500@A1	Job No: 3233
1:1000@A3	Drawing No: SD04
Date: NOV 2020	Revision: A
Drawn: SC	