



# Tree Constraints Report

**Alington Estate, Little Barford**

[www.ses-eco.co.uk](http://www.ses-eco.co.uk)

*on behalf of*

**The Executors of the late Nigel Alington**

Author	[REDACTED]
Quality Reviewer	[REDACTED]
Report Status	Rev C
Date of Issue	9 <sup>th</sup> December 2021

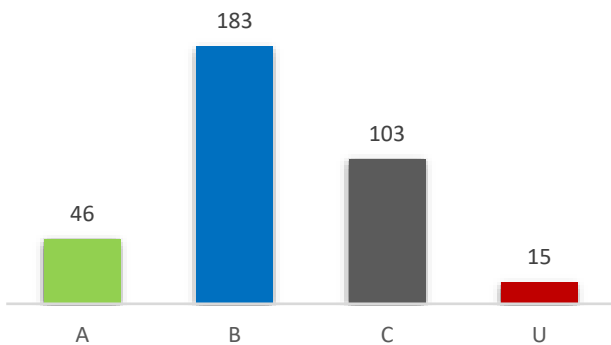
## Summary

An arboricultural survey has been carried out, and this report prepared to identify potential constraints for the defined areas across the Alington Estate, Little Barford.

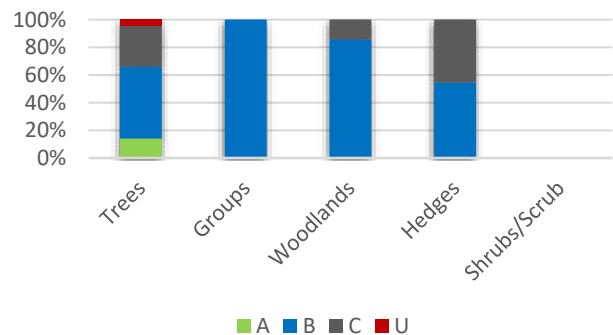
1. Details of all trees the surveyed can be found in Appendix 3, including specific comments in regard to their condition and quality.
2. The area relevant for Alington Estate includes 328 individual trees, 1 tree group, 7 woodlands and 11 hedges.

	A	B	C	U	TOTAL
<b>Trees</b>	46	170	97	15	<b>328</b>
<b>Groups</b>	0	1	0	0	<b>1</b>
<b>Woodlands</b>	0	6	1	0	<b>7</b>
<b>Hedges</b>	0	6	5	0	<b>11</b>
<b>Shrubs</b>	0	0	0	0	<b>0</b>
<b>TOTAL</b>	<b>46</b>	<b>183</b>	<b>103</b>	<b>15</b>	<b>347</b>

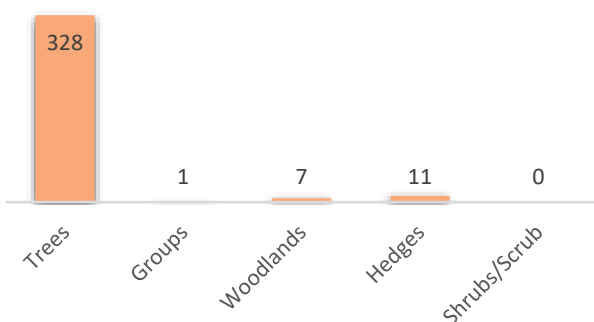
### BS 5837 Category Summary



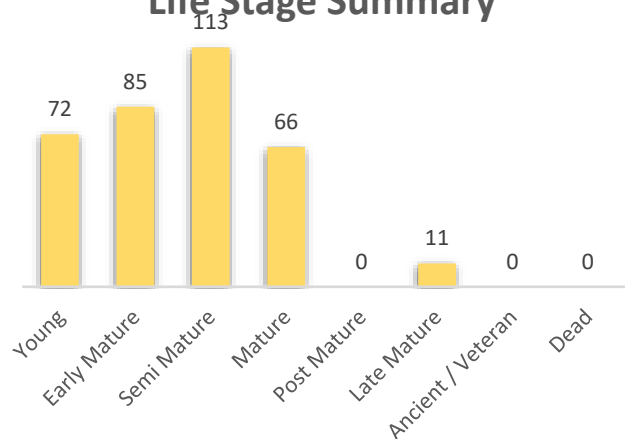
### BS 5837 Category Trees Type Distribution



### Type of Vegetation Summary



### Life Stage Summary



## CONTENTS

1.0	INSTRUCTION .....	1
2.0	SITE.....	2
3.0	SUMMARY OF TREE CATEGORIES.....	5
4.0	PRELIMINARY RECOMMENDATIONS.....	8
5.0	CONCLUSIONS .....	9
6.0	DESIGN CONSIDERATIONS .....	10
7.0	LEGAL PROTECTION.....	11

## APPENDICES

APPENDIX 1:	KEY TO TREE SURVEY SHEET AND SUMMARY .....	13
APPENDIX 2:	TREE SURVEY SCHEDULE .....	14
APPENDIX 3:	TREE CONSTRAINTS PLAN .....	39
APPENDIX 4:	SURVEY AND BACKGROUND INFORMATION .....	40

## TABLES

Table 1.	Tree Category Summary .....	3
Table 2.	Tree survey summary .....	6
Table 3	Life stage and retention category summary .....	7

## FIGURES

Figure 1.	Map of survey area.....	2
-----------	-------------------------	---

## GRAPHICS

Graphic 1.	BS Category Trees Type Distribution .....	3
Graphic 2.	Retention category summary .....	3

## 1.0 Instruction

Southern Ecological Solutions Ltd. have been instructed by The Executors of the late Nigel Alington to assess trees and other significant vegetation within an initial survey area. At appropriate stages in the promotion of the Alington Estate through the Bedford Borough Local Plan 2040 (BBLP 2040) and/or preparation of a planning application, additional areas of the estate will be surveyed and added to this report. The survey has been carried out in accordance with the principles of BS 5837:2012 'Trees in relation to design, demolition and construction - Recommendations'.

This report has been prepared as part of the land promotion of the Alington Estate. It provides details of the quality of trees and other significant vegetation, their contribution to public amenity and opportunities and constraints.

## 2.0 Survey Area

The survey area at Alington Estate, Little Barford consists of open arable fields bordered by mature boundary field edge hedgerows, trees, tree belts and woodlands.

The boundary for the survey area is indicated by the redline boundary as per the map below.



Figure 1. Map of survey area

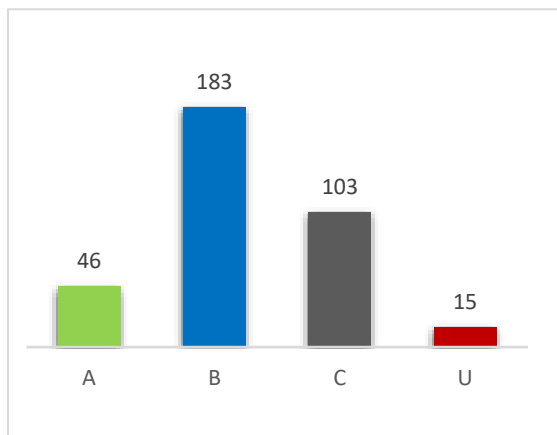
## 2.1 Tree Survey Assessment

All trees, groups and hedges have been surveyed and visually inspected during the tree constraints site visit. The individual trees details can be found in the schedule in Appendix 2.

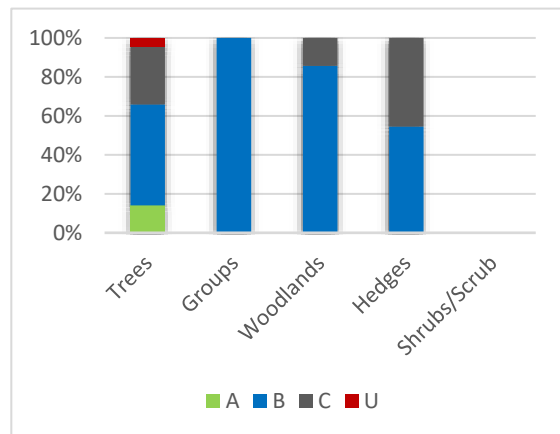
The survey identified 328 individual trees, 1 tree group, 7 woodlands and 11 hedges.

**Table 1. Tree Category Summary**

	A	B	C	U	TOTAL
<b>Trees</b>	46	170	97	15	<b>328</b>
<b>Groups</b>	0	1	0	0	<b>1</b>
<b>Woodlands</b>	0	6	1	0	<b>7</b>
<b>Hedges</b>	0	6	5	0	<b>11</b>
<b>Shrubs</b>	0	0	0	0	<b>0</b>
<b>TOTAL</b>	<b>46</b>	<b>183</b>	<b>103</b>	<b>15</b>	<b>347</b>



**Graphic 1. BS 5837 category summary**



**Graphic 2. BS 5837 Category Trees Type Distribution**

Trees plotted around the woodland blocks represent the largest woodland edge trees to illustrate the maximum root protection distances however consideration may want to be given to providing a 15 meter woodland edge buffer.

While general comments may be made regarding lower storey trees and shrubs, only the significant vegetation has been assessed in detail.

As part of the full tree survey, a Tree Constraints Plan (TCP) has been produced to show accurate 'Root Protection Areas' (RPAs) (see Appendix 3 of this report).

This report should inform a full Arboricultural Impact Assessment (AIA) to be provided once a fixed design layout is available.

### 3.0 Summary of Tree Categories

The list below provides a summary of tree categorisation identified during the survey in accordance with BS 5837:2012.

- **A** – high quality and value, with an estimated life expectancy of at least 40 years.
- **B** – moderate quality and value. An estimated life expectancy of at least 20 years.
- **C** – trees of lower quality and value. An estimated life expectancy of at least 10 years, and with a stem diameter of up to 150mm measured at 1.5m from ground level.
- **U** – dead, dying or unsuitable for retention. Life expectancy of less than 10 years.

**C** and **U** category trees should not be considered as a material constraint to a proposed development. However, **C** category trees should be retained where appropriate to provide screening, visual amenity etc.

'**B**' category trees should be retained but may be considered for removal if proved impractical to retain.

'**A**' category trees will be considered as a material constraint, and every effort should be made to incorporate them within the design layout.



### 3.1 Tree survey summary

**Table 2. Tree survey summary**

SUMMARY	Individual Trees	Total	Groups of Trees, Woodlands, Hedges & Shrubs.	Total
Category U - Unsuitable	T255, T256, T259, T262, T264, T266, T268, T269, T273, T276, T277, T278, T280, T328, T332	15		0
Category A (High Quality / Value)	T2, T3, T6, T7, T9, T10, T11, T12, T14, T15, T16, T19, T22, T30, T32, T33, T39, T40, T41, T42, T43, T47, T49, T50, T52, T53, T54, T55, T65, T68, T82, T114, T115, T116, T123, T124, T125, T126, T127, T128, T134, T136, T204, T246, T281, T339	46		0
Category B (Moderate Quality / Value)	T4, T5, T8, T17, T18, T20, T21, T23, T25, T26, T27, T28, T29, T31, T34, T35, T36, T37, T38, T51, T56, T60, T64, T66, T69, T76, T81, T83, T84, T87, T88, T89, T90, T91, T92, T97, T99, T100, T101, T102, T103, T104, T105, T112, T113, T117, T118, T119, T120, T121, T129, T131, T135, T137, T138, T140, T141, T142, T143, T144, T148, T149, T150, T152, T153, T154, T155, T156, T159, T162, T163, T164, T165, T167, T169, T170, T174, T175, T176, T178, T179, T180, T182, T190, T191, T197, T198, T202, T203, T205, T206, T207, T208, T209, T210, T211, T212, T213, T219, T220, T221, T223, T224, T225, T226, T227, T228, T229, T230, T233, T234, T235, T238, T239, T240, T241, T242, T247, T248, T251, T252, T254, T258, T260, T263, T265, T267, T271, T274, T275, T279, T282, T283, T284, T285, T288, T289, T290, T292, T293, T294, T295, T296, T297, T299, T300, T301, T305, T306, T307, T308, T309, T310, T311, T314, T315, T316, T317, T318, T319, T320, T322, T323, T324, T325, T327, T333, T335, T336, T343	170	W193, W194, W195, W196, H199, H200, H201, H231, H232, H236, W249, W250, G347	13
Category C (Low Quality / Value)	T1, T13, T24, T44, T45, T46, T48, T57, T58, T59, T61, T62, T63, T67, T70, T71, T72, T73, T74, T75, T77, T78, T79, T80, T85, T86, T93, T94, T95, T96, T98, T106, T107, T108, T109, T110, T111, T122, T130, T132, T133, T139, T145, T146, T147, T151, T157, T158, T160, T161, T166, T168, T171, T172, T173, T177, T181, T183, T184, T185, T186, T187, T188, T189, T214, T215, T216, T217, T218, T222, T237, T243, T244, T245, T253, T257, T261, T270, T272, T286, T287, T291, T298, T302, T303, T304, T312, T313, T321, T326, T329, T330, T331, T334, T344, T345, T346	97	W192, H337, H338, H340, H341, H342	6
<b>TOTAL</b>		<b>328</b>		<b>19</b>

**Table 3 Life stage and tree category summary (individual trees and tree groups)**

<b>SUMMARY</b>	<b>A</b>	<b>B</b>	<b>C</b>	<b>U</b>	<b>TOTAL</b>
Young	0	<b>35</b>	36	<b>1</b>	<b>72</b>
Early Mature	11	<b>56</b>	16	<b>2</b>	<b>85</b>
Semi Mature	1	<b>60</b>	41	<b>11</b>	<b>113</b>
Mature	26	<b>29</b>	10	<b>1</b>	<b>66</b>
Post Mature	0	<b>0</b>	0	<b>0</b>	<b>0</b>
Late Mature	8	<b>3</b>	0	<b>0</b>	<b>11</b>
Ancient / Veteran	0	<b>0</b>	0	<b>0</b>	<b>0</b>
Dead	0	<b>0</b>	0	<b>0</b>	<b>0</b>
<b>TOTAL</b>	46	<b>183</b>	103	<b>15</b>	<b>347</b>

#### **4.0 Preliminary Recommendations**

A full Arboricultural Impact Assessment should be produced to inform on the likely impacts of a design layout on existing trees once a firm layout is available.

A preliminary arboricultural method statement should be included in the arboricultural impact assessment to ensure all works proposed within root protection areas can be achieved with minimum impact on trees to be retained.

## 5.0 Conclusions

The tree constraints survey has identified a large population of field edge trees and hedges of mostly moderate and low-quality value located around the site boundary. 15 high quality mature specimens (category A) were identified around the boundary.

The survey area provides a variety of tree species, characteristically along field boundaries with the Barford Road connecting with the surrounding landscape. Provided trees of higher arboricultural value are retained, and disturbance to rooting areas of retained trees are kept to a minimum, any proposal would have a limited impact on the local tree-scape and amenity, which could be further enhanced with appropriate additional planting.

## 6.0 Design Considerations

The tree survey schedule appended to this report identifies for each tree/group of trees a Root Protection Area (RPA) in metres radius and surface area to indicate the likely spread of roots, and the volume of soil needed to ensure the survival of a specific tree. The RPAs of all retained trees and groups of trees should be treated as sensitive, and any construction activity within an RPA will need to be done in consultation with an Arboricultural Consultant.

Consideration should be given to existing site features, including natural and man-made topography and structures that can restrict tree root growth in any direction causing deeper rooting or a concentration of growth in other directions, making it reasonable to alter the shape of the RPA.

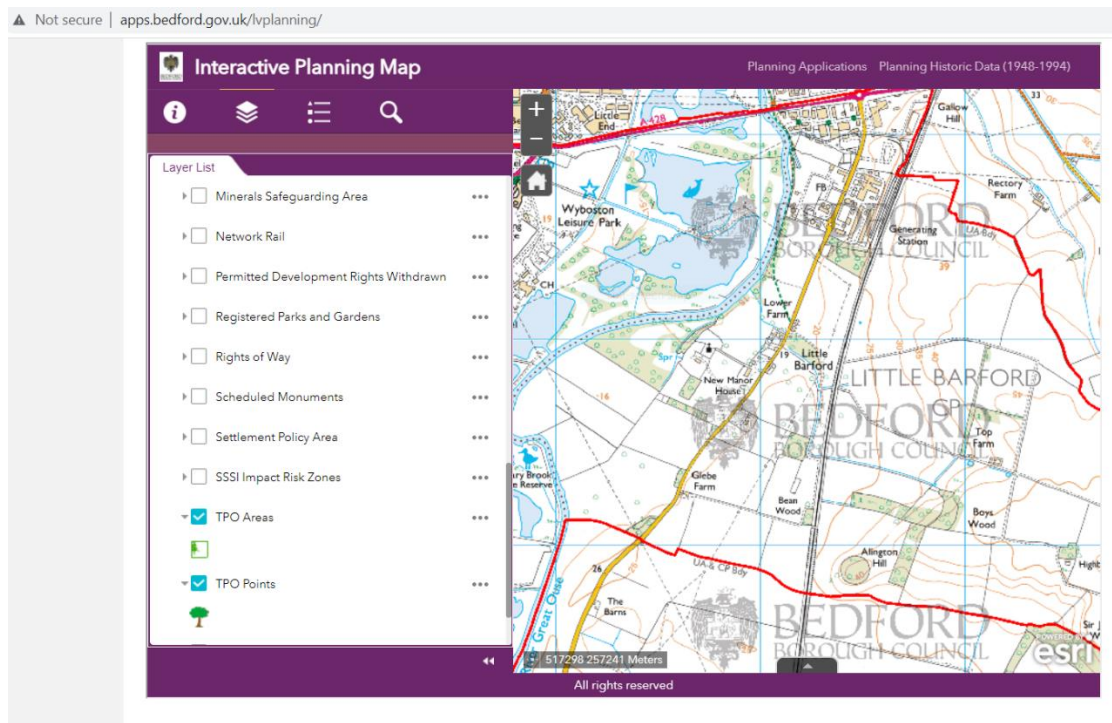
As it is not always reasonable and practicable in planning terms to totally exclude all retained trees from the developable area, in some cases, it may be appropriate to accommodate some specialised construction within the RPA, but this will be subject to arboricultural assessment and implementation of specially engineered construction methods. It is imperative, however, to consider at the outset of design, that continuous open trenching or lowering or raising of levels will not be acceptable within the RPA. However, subject to arboricultural advice, no-dig path/road installation, foundations involving piles, pads or slabs cantilevered as appropriate may be engineered to avoid conflicts with retained trees. Due consideration should be given to routing of services away from trees at an early stage in the evolution of the layout for the proposals. These can be achieved with such systems as airspading to establish root morphology and where possible root pruning to allow the installation of pipes using a method of arboriculturally approved pruning and backfilling with a good loam and biochar to encourage a new fibrous root system following the installation. The details of which will feature within the arboricultural method statement and works/supervision within RPA's.

In addition to physical constraints, due consideration should be given to the above ground impact of trees and their surroundings. Development layouts should avoid creating situations where future residents' and users' amenity is adversely affected by excessive shading from trees. Trees, both new and existing, should be given room to grow and access for management.

## 7.0 Legal Protection

### Tree Preservation Orders / Ancient Woodlands

A search of Bedfordshire Borough Council interactive mapping system on 01/09/21 shows no Conservation areas or Tree Preservation Order's on or near the site. A search of Defra's interactive mapping system on 01/09/21 shows no ancient woodlands near to the site.



Interactive Planning Map

Planning Applications | Planning Historic Data (1948-1994)

Layer List

- Constraints
- AQMA
- Archaeological Interest Sites
- Authorised Landfill Sites
- Conservation Area
- Country Parks
- CPRE
- Recorded Flood Outlines
- Flood Capital Schemes
- Reconditioned Flood Scheme
- Flood Risk From Rivers

517415 257222 Meters

All rights reserved

Copyright © 2021 Bedford Borough Council

MAGIC

Little Barford, Bedford

OSGB36 | 1:10,000

Table of Contents

- Grassland
- Heathland
- Inland Rock
- Marine
- Wetland
- Woodland
  - Ancient Woodland (England)
  - Ancient and Semi-Natural Woodland
  - Ancient Replanted Woodland
  - Priority Habitat Inventory - Deciduous Woodland (England)
  - Forestry Commission Legal Boundary (England)
  - National Forest Inventory (GB)
  - Priority Habitat Inventory - Traditional Orchards (England)
  - Woodpasture and Parkland BAP Priority Habitat (England)
- Other
- Species
- Land Based Schemes

Click on the Map to perform a 'Where Am I'

0 0.15 0.3km

Coords: (518043,257180) Grid Ref: TL18045718

(c) Crown Copyright and database rights 2021, Ordnance Survey 100022861.

## Appendix 1: Key to Tree Survey Sheet and Summary

Measurements	Life Stage	Structural and physiological condition	Root Protection Area (RPA)
<b>Height</b> - Measured using a digital laser clinometer (m)	<b>Young</b> trees up to ten years of age	<b>Good:</b> Trees with only a few minor defects and in good overall health needing little, if any attention	<ul style="list-style-type: none"> <li>The RPA Radius column provides the extent of an equivalent circle from the center of the stem (m).</li> <li>The RPA is calculated using the formulae described in paragraph 4.6.1 of British Standard 5837: 2012 and is indicative of the rooting area required for a tree to be successfully retained.</li> </ul>
<b>Stem diameter</b> – DBH. Diameter measured (mm) in accordance with Annex C of the BS5837	<b>Semi-mature</b> trees less than 1/3 life expectancy	<b>Fair:</b> Trees with minor rectifiable defects or in the early stages of stress from which it may recover	
<b>Crown Spread</b> - Measured using a digital laser clinometer radially from the main stem (m)	<b>Early mature</b> trees 1/3 – 2/3 life expectancy	<b>Poor:</b> Trees with major structural and/or physiological defects such that it is unlikely the tree will recover in the long term	
	<b>Mature</b> trees over 2/3 life expectancy	<b>Dead:</b> This could also apply to trees in an advanced state of decline and unlikely to recover	
	<b>Over mature</b> declining or moribund trees of low vigor	<p>The BS category particular consideration has been given to the following</p> <ul style="list-style-type: none"> <li>The health, vigor, and condition of each tree</li> <li>The presence of any structural defects in each tree/group and its future life expectancy</li> <li>The size and form of each tree/group and its suitability within the context of a proposed development</li> <li>The location of each tree relative to existing site features e.g. its screening value or landscape features</li> <li>Age class and life expectancy</li> </ul>	
	<b>Veteran</b> tree possessing certain attributes relating to veteran trees		

Abbreviations	
<b>T</b> – Tree	Feature surveyed as individual tree. Included multi stem trees
<b>G</b> – Group of trees	Land under a stand of trees with a maximum size of 0.25 hectare.
<b>W</b> – Woodland	Land under a stand of trees with, or the potential to achieve, tree canopy cover of 20% or more.
<b>H</b> - Hedge	A hedgerow is a boundary line of bushes which can include trees and is protected by The Hedgerows Regulations 1997 if it is: more than 20m long with gaps of 20m or less in its length.
<b>#</b> - Estimated value.	See observation for further information
<b>VTA</b> – Visual Tree Assessment	Non-invasive method of examining the health and structural condition of individual trees.

<b>BS cat:</b> Category in accordance with Table 1 and section 4.5 of BS 5837.	
<b>Category A</b>	High quality and value (non-fiscal) with at least 40 years remaining life expectancy.
<b>Category B</b>	Moderate quality and value with at least 20 years remaining life expectancy.
<b>Category C</b>	Low quality and value with at least 10 years remaining life expectancy, or young trees with a stem diameter below 150 mm
<b>Category U</b>	Unsuitable for retention. Existing condition is such that they cannot be realistically retained as living trees in the context of the current land use for longer than 10 years. Note, category U trees can have existing or potential conservation value which it might be desirable to preserve.
<b>Subcategories</b>	<ul style="list-style-type: none"> <li>(1) - Mainly arboricultural values</li> <li>(2) - Mainly landscape values</li> <li>(3) - Mainly cultural values including conservation.</li> </ul>



Client: The Executors of the late Nigel Alington Surveyed by: [REDACTED] - Southern Ecological Solutions Weather: Clear and dry

Site: Alington Estate Date: 6<sup>th</sup> to 13<sup>th</sup> July 2021

Abbreviations	
# - Estimated value.	See observation for further information
com – Combined stem diameter	In accordance with BS5837:2012

**Appendix 2: Tree Survey Schedule**

Tree No.	Species	Life Stage	No of Stems	Stem Diameter - DBH (mm)	Height (m)	Crown Spread (m)								Structural Condition	Physiological Condition	Observations	Life Expectancy	BS5837 Category	RPA Radius (m)	RPA Area (m <sup>2</sup> )
						N	NE	E	SE	S	SW	W	NW							
T1	Quercus robur (English Oak)	Early Mature	3	750 com	14	4.0		7.0		8.0		8.0		Poor	Fair	Multi stemmed at base, break from stem at 1.2m Asymmetrical crown structurally poor reaction growth visible.	20+	C1	9.0	256.0
T2	Quercus robur (English Oak)	Semi Mature	1	560	10	6.0		3.0		6.0		6.0		Good	Fair	Asymmetrical crown, good structure Good upright form (single stem) located at edge of pond.	40+	A1	6.7	141.9
T3	Quercus robur (English Oak)	Mature	1	1000	19	6.0		8.0		8.0		8.0		Fair	Fair	Ivy encroaching crown. Oak mature storm damage and dieback consistent with woodland oak at this age. Crown asymmetrical.	40+	A1	12.0	452.4
T4	Quercus ilex (Holm Oak)	Mature	2	870 com	12	7.0		5.0		8.0		7.0		Poor	Fair	Structural Codominant stem at base congested forks on branch 2m South facing. (Structurally poor). Spreading elongated limbs.	20+	B1	10.5	347.8
T5	Quercus ilex (Holm Oak)	Mature	1	1000	14	7.0		6.0		9.0		9.0		Fair	Fair	Elongated branches lower limbs typical of species.	20+	B1	12.0	452.4
T6	Quercus cerris (Turkey Oak)	Mature	1	900	17	9.0		9.0		9.0		9.0		Fair	Good	n/a	40+	A1	10.8	366.4
T7	Quercus cerris (Turkey Oak)	Early Mature	1	620	20	7.0		7.0		7.0		7.0		Good	Fair	Upright form.	40+	A1	7.4	173.9
T8	Quercus cerris (Turkey Oak)	Mature	1	840	18	7.0		7.0		7.0		7.0		Fair	Good	Vertical strip wound at cavity 1m from ground. Occluding (healing) well	20+	B1	10.1	319.2
T9	Quercus robur (English Oak)	Mature	1	790	11	7.0		8.0		6.0		3.0		Fair	Good	Asymmetrical crown little dieback in Crown which is consistent with woodland oaks of this age	20+	A1	9.5	282.3
T10	Quercus robur (English Oak)	Mature	1	620	11	5.0		8.0		6.0		3.0		Fair	Good	Asymmetrical crown little dieback in Crown which is consistent with woodland oaks of this age in woodlands. Upright form.	20+	A1	7.4	173.9
T11	Quercus cerris (Turkey Oak)	Mature	1	560	11	5.0		8.0		6.0		6.0		Fair	Good	Asymmetrical crown little dieback in Crown which is consistent with woodland oaks of this age in woodlands. Upright form.	20+	A1	6.7	141.9
T12	Quercus cerris (Turkey Oak)	Mature	1	860	17	8.0		8.0		8.0		8.0		Fair	Good	Asymmetrical crown little dieback in Crown which is consistent with woodland oaks of this age in woodlands. Upright form. Ivy encroaching into Crown.	20+	A1	10.3	334.6
T13	Aesculus hippocastanum (Horse Chestnut)	Early Mature	1	700	7	5.0		6.0		5.0		5.0		Poor	Fair	Tree topped at 6m due to overhead cable by utilities. 2 years regrowth. Decay at crown break. Open wound on basal root.	20+	C1	8.4	221.7

Client: The Executors of the late Nigel Alington Surveyed by: [REDACTED] - Southern Ecological Solutions Weather: Clear and dry

Site: Alington Estate Date: 6<sup>th</sup> to 13<sup>th</sup> July 2021

Abbreviations	
# - Estimated value.	See observation for further information
com – Combined stem diameter	In accordance with BS5837:2012

Tree No.	Species	Life Stage	No of Stems	Stem Diameter - DBH (mm)	Height (m)	Crown Spread (m)								Structural Condition	Physiological Condition	Observations	Life Expectancy	BS5837 Category	RPA Radius (m)	RPA Area (m2)
						N	NE	E	SE	S	SW	W	NW							
T14	Quercus robur (English Oak)	Mature	1	1280	12	7.0		7.0	7.0		7.0		Fair	Fair	Ivy encroaching into Crown. Large cavity 2m above ground located at Crown break leading into large primary scaffold limb on westerly point limb overhangs road. Recommendation to reduce limb back from road, sub lateral reduction 3.5M to suitable growing point. Crown has dieback and deadwood within crown expected of an oak of this age within the edge of a woodland.	20+	A3	15.0	706.9	
T15	Quercus robur (English Oak)	Late Mature	1	1640	11	6.0		6.0		6.0		6.0	Fair	Fair	Ivy encroaching crown. Crown retrenchment.	20+	A3	15.0	706.9	
T16	Quercus robur (English Oak)	Mature	1	1350	18	6.0		6.0		6.0		6.0	Fair	Good	Deadwood within crown typical of a woodland oak of this age.	20+	A3	15.0	706.9	
T17	Cedrus sp. (Cedar)	Semi Mature	1	500	7	3.0		4.0		4.0		4.0	Fair	Fair	Large wound at top of stem storm damage.	20+	B1	6.0	113.1	
T18	Pinus nigra (Black Pine)	Early Mature	1	700	12	4.0		6.0		6.0		6.0	Fair	Poor	Sparse crown	20+	B2	8.4	221.7	
T19	Quercus cerris (Turkey Oak)	Early Mature	1	800	18	6.0		6.0		6.0		6.0	Fair	Fair	n/a	40+	A1	9.6	289.5	
T20	Quercus cerris (Turkey Oak)	Early Mature	1	820	18	6.0		8.0		5.0		8.0	Fair	Fair	Large deadwood within crown. Part of stem discoloured from storm damage wound located at 2m from ground north with discoloured bark. Recommendation annual monitoring.	40+	B1	9.8	304.2	
T21	Quercus robur (English Oak)	Early Mature	1	830	16	3.0		10.0		7.0		7.0	Fair	Fair	Moderate deadwood within crown. Asymmetrical crown. Low crown break.	40+	B1	10.0	311.7	
T22	Cedrus sp. (Cedar)	Early Mature	1	500	17	4.0		8.0		4.0		1.0	Good	Good	n/a	40+	A1	6.0	113.1	
T23	Quercus robur (English Oak)	Early Mature	1	670	14	5.0		3.0		5.0		7.0	Fair	Fair	Asymmetrical crown. Moderate deadwood found in Crown.	40+	B1	8.0	203.1	
T24	Quercus ilex (Holm Oak)	Early Mature	2	720 com	14	5.0		9.0		5.0		5.0	Poor	Fair	60cm vertical strip wound occluding well at base of stem 20 cm above ground. Congested fork 2m on West scaffolding limb. Crown break at base 0.8m above ground.	20+	C1	8.7	235.8	
T25	Castanea sativa (Sweet Chestnut)	Mature	1	1040	12	5.0		3.0		4.0		5.0	Fair	Fair	Some deadwood and dieback in Crown.	20+	B1	12.5	489.3	
T26	Pinus sylvestris (Scots Pine)	Early Mature	1	720	10	3.0		5.0		4.0		3.0	Fair	Fair	Asymmetrical crown. Large dead wood within crown	20+	B1	8.6	234.5	
T27	Acer pseudoplatanus (Sycamore)	Early Mature	1	600	12	6.0		5.0		5.0		5.0	Fair	Fair	Moderate deadwood held in Crown. Congested crown break at 4m.	20+	B1	7.2	162.9	

Client: The Executors of the late Nigel Alington Surveyed by: [REDACTED] - Southern Ecological Solutions Weather: Clear and dry

Site: Alington Estate Date: 6<sup>th</sup> to 13<sup>th</sup> July 2021

Abbreviations	
# - Estimated value.	See observation for further information
com - Combined stem diameter	In accordance with BS5837:2012

Tree No.	Species	Life Stage	No of Stems	Stem Diameter - DBH (mm)	Height (m)	Crown Spread (m)								Structural Condition	Physiological Condition	Observations	Life Expectancy	BS5837 Category	RPA Radius (m)	RPA Area (m2)
						N	NE	E	SE	S	SW	W	NW							
T28	Acer pseudoplatanus (Sycamore)	Semi Mature	1	460	12	1.0		4.0		6.0		6.0		Fair	Fair	Moderate deadwood within Crown. Asymmetrical crown.	20+	B1	5.5	95.7
T29	Acer pseudoplatanus (Sycamore)	Semi Mature	1	440	12	6.0		3.0		3.0		4.0		Fair	Fair	Moderate deadwood within Crown. Asymmetrical crown.	20+	B1	5.3	87.6
T30	Quercus robur (English Oak)	Late Mature	1	1470	13	5.0		5.0		5.0		5.0		Fair	Fair	Ivy encroachment into Crown. Moderate deadwood in crown.	40+	A3	15.0	706.9
T31	Quercus robur (English Oak)	Early Mature	1	600	10	5.0		5.0		5.0		5.0		Fair	Fair	Epicormic growth along main branches/ limbs. Dieback and deadwood within crown	20+	B1	7.2	162.9
T32	Quercus cerris (Turkey Oak)	Early Mature	1	670	17	6.0		6.0		6.0		6.0		Fair	Fair	Deadwood in crown.	40+	A1	8.0	203.1
T33	Quercus cerris (Turkey Oak)	Early Mature	1	640	16	4.0		6.0		6.0		6.0		Fair	Fair	Deadwood in crown.	40+	A1	7.7	185.3
T34	Acer campestre (Field Maple)	Early Mature	2	430 com	8	5.0		5.0		5.0		2.0		Fair	Fair	Asymmetrical crown. Encroachment into Crown.	20+	B1	5.2	83.8
T35	Acer pseudoplatanus (Sycamore)	Semi Mature	1	460	10	5.0		5.0		5.0		5.0		Fair	Fair	Symmetrical crown. Twin leader crown break at 3m Encroachment of ivy into Crown. Lower branch effecting telecommunications wire.	20+	B1	5.5	95.7
T36	Acer pseudoplatanus (Sycamore)	Semi Mature	1	550	9	2.0		5.0		5.0		5.0		Fair	Fair	Asymmetrical crown. Encroachment of ivy into Crown. Lower branch effecting telecommunications wire.	20+	B1	6.6	136.8
T37	Acer pseudoplatanus (Sycamore)	Semi Mature	1	540	9	3.0		5.0		1.0		5.0		Fair	Fair	Asymmetrical crown. Encroachment of ivy into Crown. Lower branch effecting telecommunications wire.	20+	B1	6.5	131.9
T38	Acer pseudoplatanus (Sycamore)	Semi Mature	2	590 com	10	5.0		5.0		5.0		5.0		Fair	Fair	Symmetrical crown. Twin leaders crown break at base Encroachment of ivy into Crown. Lower branch effecting telecommunications wire.	20+	B1	7.1	157.7
T39	Quercus robur (English Oak)	Mature	1	1260	13	7.0		7.0		7.0		7.0		Fair	Good	Moderate deadwood within crown for a tree of this age. Telecommunications wire effected by lower branches of crown. Ivy encroachment within crown.	20+	A3	15.0	706.9
T40	Carpinus betulus (Hornbeam)	Mature	1	940	10	7.0		7.0		7.0		7.0		Fair	Fair	Moderate deadwood within crown for a tree of this age. Telecommunications wire effected by lower branches of crown. Ivy encroaching into Crown. Congested crown break at 2.5m	20+	A1	11.3	399.7

Abbreviations	
# - Estimated value.	See observation for further information
com – Combined stem diameter	In accordance with BS5837:2012

Client: The Executors of the late Nigel Alington Surveyed by: [REDACTED] - Southern Ecological Solutions Weather: Clear and dry

Site: Alington Estate Date: 6<sup>th</sup> to 13<sup>th</sup> July 2021

Tree No.	Species	Life Stage	No of Stems	Stem Diameter - DBH (mm)	Height (m)	Crown Spread (m)								Structural Condition	Physiological Condition	Observations	Life Expectancy	BS5837 Category	RPA Radius (m)	RPA Area (m <sup>2</sup> )
						N	NE	E	SE	S	SW	W	NW							
T41	Quercus robur (English Oak)	Mature	1	1360	11	5.0		5.0		5.0		5.0		Fair	Good	Moderate deadwood within crown for a tree of this age. Telecommunications wire effected by lower branches of crown. Ivy encroachment within crown.	20+	A3	15.0	706.9
T42	Quercus robur (English Oak)	Mature	1	1650	11	7.0		7.0		7.0		7.0		Fair	Good	Moderate deadwood within crown for a tree of this age. Ivy encroachment within crown.	20+	A3	15.0	706.9
T43	Quercus robur (English Oak)	Mature	1	1100 com	8	5.0		5.0		5.0		5.0		Fair	Fair	Moderate deadwood within crown for a tree of this age. Ivy encroachment within crown.	20+	A3	13.2	547.4
T44	Acer campestre (Field Maple)	Semi Mature	2	310	3	2.0		2.0		2.0		2.0		Poor	Poor	Ivy encroachment within crown. Deadwood within crown. Crown breakage at base 30 cm.	10+	C1	3.8	44.4
T45	Crataegus monogyna (Common Hawthorn/Quick/May)	Semi Mature	1	270 com	2.5	2.0		2.0		1.0		2.0		Poor	Poor	Ivy encroachment within crown. Deadwood within crown. Crown breakage at base 30 cm.	10+	C1	3.2	33.0
T46	Malus sp. (Apple sp.)	Semi Mature	2	340	3	2.0		2.0		2.0		2.0		Fair	Fair	Ivy encroachment within crown. Deadwood within crown. Crown break at 1m	10+	C1	4.1	52.5
T47	Quercus robur (English Oak)	Mature	1	1300	13	6.0		6.0		6.0		6.0		Fair	Good	Moderate deadwood within crown for a tree of this age. Ivy encroachment within crown.	20+	A3	15.0	706.9
T48	Crataegus monogyna (Common Hawthorn/Quick/May)	Early Mature	1	390	5	1.0		1.0		1.0		1.0		Poor	Poor	Encroaching of ivy in Crown. Deadwood within crown	10+	C1	4.7	68.8
T49	Carpinus betulus (Hornbeam)	Mature	1	960	10	6.0		6.0		6.0		6.0		Fair	Fair	Moderate deadwood within crown for a tree of this age. Ivy encroachment within crown. Congested crown break at 2m.	20+	A1	11.5	416.9
T50	Pinus sp. (Pine sp.)	Early Mature	1	550	14	3.0		2.0		4.0		3.0		Fair	Good	Asymmetrical crown. Deadwood in lower crown. 60cm vertical damage to West Side lower stem 0.5m above ground, occluding well.	40+	A1	6.6	136.8
T51	Pinus sp. (Pine sp.)	Early Mature	1	720	10	3.0		2.0		4.0		3.0		Fair	Good	Asymmetrical crown. Moderate Deadwood within crown. 60cm vertical damage to North Side lower stem 0.5m above ground, occluding well. Damage at top of tree torn out.	40+	B1	8.6	234.5

Client: The Executors of the late Nigel Alington Surveyed by: [REDACTED] - Southern Ecological Solutions Weather: Clear and dry

Site: Alington Estate Date: 6<sup>th</sup> to 13<sup>th</sup> July 2021

Abbreviations	
# - Estimated value.	See observation for further information
com – Combined stem diameter	In accordance with BS5837:2012

Tree No.	Species	Life Stage	No of Stems	Stem Diameter - DBH (mm)	Height (m)	Crown Spread (m)								Structural Condition	Physiological Condition	Observations	Life Expectancy	BS5837 Category	RPA Radius (m)	RPA Area (m2)
						N	NE	E	SE	S	SW	W	NW							
T52	Pinus sp. (Pine sp.)	Early Mature	1	500	10	2.0		4.0		2.0		3.0		Fair	Good	Asymmetrical crown. Moderate Deadwood within crown. 40cm vertical damage to North West Side lower stem 0.5m above ground, occluding well. Damage at top of tree torn out. Stem Lean towards road.	40+	A1	6.0	113.1
T53	Acer pseudoplatanus (Sycamore)	Early Mature	1	710	12	6.0		6.0		6.0		6.0		Good	Good	Little dieback and deadwood within crown.	40+	A1	8.5	228.0
T54	Pinus sp. (Pine sp.)	Early Mature	1	590	14	3.0		5.0		5.0		2.0		Fair	Good	Asymmetrical crown. Deadwood in lower crown. 80cm vertical damage to West Side lower stem 0.5m above ground, occluding well. Stem lean towards road (East).	40+	A1	7.1	157.5
T55	Pinus sp. (Pine sp.)	Early Mature	1	710	11	3.5		5.0		5.0		3.0		Fair	Good	Asymmetrical crown. Deadwood in lower crown. 90cm vertical damage to South West Side lower stem another wound to lower stem north side 50cm vertical damage 0.5m above ground, both occluding well. Stem lean towards road (east).	40+	A1	8.5	228.0
T56	Acer pseudoplatanus (Sycamore)	Early Mature	1	460 com	9	2.0		5.0		5.0		4.0		Fair	Fair	Asymmetrical crown. Wood panel occluded by tree West side at base.	20+	B1	5.5	95.7
T57	Acer pseudoplatanus (Sycamore)	Early Mature	2	660	9	5.0		5.0		2.5		5.0		Poor	Fair	Moderate deadwood within crown. Crown break at base, fungi in buttress of root. Cavity at base of tree.	20+	C1	8.0	200.5
T58	Acer pseudoplatanus (Sycamore)	Mature	1	870 com	10	6.0		6.0		6.0		6.0		Poor	Fair	Dog leg branch forms within crown. Large dead limb in Crown. Congested crown break 2m.	20+	C1	10.4	342.4
T59	Crataegus monogyna (Common Hawthorn/Quick/May)	Early Mature	4	310 #	2.5	2.5		2.5		2.5		2.5		Poor	Fair	Moderate Deadwood within crown. Lower cavity at base.	20+	C1	3.8	44.4
T60	Fagus sylvatica (Common Beech)	Early Mature	1	860	8	5.0		5.0		5.0		4.0		Fair	Fair	Moderate deadwood within crown. Lean north east on stem. Cavity at base of tree west side buttress area. Some recent pruning to lower branches west side. Utilities for telecommunications wire.	20+	B1	10.3	334.6
T61	Prunus sp. (Cherry sp.)	Semi Mature	1	280	2	2.0		2.0		2.0		2.0		Poor	Poor	40% of crown dead (upper crown). Congested break of crown 1.25m.	10+	C1	3.4	35.5
T62	Prunus sp. (Cherry sp.)	Semi Mature	1	330	3	3.0		3.0		3.0		3.0		Poor	Fair	Moderate deadwood within crown. Congested break of crown 1.25m.	20+	C1	4.0	49.3
T63	Prunus sp. (Cherry sp.)	Semi Mature	1	400	2.5	3.0		3.0		3.0		3.0		Poor	Fair	Moderate deadwood within crown. Congested break of crown 1.25m.	20+	C1	4.8	72.4

Client: The Executors of the late Nigel Alington Surveyed by: [REDACTED] - Southern Ecological Solutions Weather: Clear and dry

Site: Alington Estate Date: 6<sup>th</sup> to 13<sup>th</sup> July 2021

Abbreviations	
# - Estimated value.	See observation for further information
com – Combined stem diameter	In accordance with BS5837:2012

Tree No.	Species	Life Stage	No of Stems	Stem Diameter - DBH (mm)	Height (m)	Crown Spread (m)								Structural Condition	Physiological Condition	Observations	Life Expectancy	BS5837 Category	RPA Radius (m)	RPA Area (m <sup>2</sup> )
						N	NE	E	SE	S	SW	W	NW							
T64	Prunus sp. (Cherry sp.)	Semi Mature	1	420	4.5	4.0		4.0		4.0		4.0		Fair	Good	Moderate deadwood within crown. Congested break of crown 2m. Ivy encroaching within crown.	20+	B1	5.0	79.8
T65	Quercus robur (English Oak)	Mature	1	1300	10	6.0		6.0		8.0		6.0		Fair	Good	Asymmetrical crown. Ivy encroaching into Crown. Moderate deadwood within Tree, normal for a tree of this age.	20+	A3	15.0	706.9
T66	Prunus sp. (Cherry sp.)	Semi Mature	1	380 com	5	3.0		1.5		3.0		3.0		Fair	Fair	Congested break of crown 2m. Ivy encroaching within crown.	20+	B1	4.6	65.3
T67	Fraxinus excelsior (Ash)	Young	5	420	5.5	4.0		4.0		4.0		4.0		Poor	Good	Multi stemmed Ash at base.	20+	C1	5.1	80.6
T68	Quercus robur (English Oak)	Mature	1	1040	12	7.0		7.0		7.0		7.0		Fair	Fair	Moderate deadwood for an oak of this age. Ivy on stem. Congested crown break at 6m.	20+	A3	12.5	489.3
T69	Quercus robur (English Oak)	Early Mature	1	750	8	5.0		5.0		5.0		5.0		Poor	Fair	Congested break of crown 2m. Moderate Deadwood in Crown for age of oak tree. Maintained roadside.	20+	B1	9.0	254.5
T70	Quercus robur (English Oak)	Early Mature	1	660	8	5.0		5.0		3.0		5.0		Poor	Fair	Congested break of crown 0.5m. Dbh measured at this height. Moderate Deadwood in Crown for age of oak tree. Maintained roadside. Asymmetrical crown. Epicormic growth along main branches.	20+	C1	7.9	197.1
T71	Fraxinus excelsior (Ash)	Young	1	300	6	4.0		4.0		1.0		4.0		Poor	Fair	Asymmetrical crown. More than moderate, Dieback and deadwood within crown.	20+	C1	3.6	40.7
T72	Quercus robur (English Oak)	Young	1	240	2	1.0		1.0		1.0		2.0		Poor	Poor	Crown break 1.5m. More than moderate Deadwood in Crown.	20+	C1	2.9	26.1
T73	Prunus sp. (Cherry sp.)	Semi Mature	1	200 com	3.5	1.0		1.0		1.0		1.0		Poor	Poor	Crown break at 0.5m. Dbh measured here. Congested crown break. Damage vertical strip 40cm length, located 10cm from ground, occluding (healing) well. 70% of crown dead.	10+	C1	2.4	18.1
T74	Malus sp. (Apple sp.)	Semi Mature	2	250 com	4.5	2.0		2.0		2.0		2.0		Poor	Fair	Congested crown break 0.5m. Congested forks within crown.	20+	C1	3.0	28.8
T75	Malus sp. (Apple sp.)	Young	3	180	4.5	2.0		2.0		2.0		2.0		Poor	Fair	Congested crown break 0.7m.	20+	C1	2.3	16.3
T76	Fraxinus excelsior (Ash)	Young	1	320	5	3.0		3.0		3.0		3.0		Fair	Good	n/a	20+	B1	3.8	46.3
T77	Fraxinus excelsior (Ash)	Young	1	400	5.5	3.0		3.0		3.0		3.0		Fair	Good	Dog leg branches. Crown break at 2m. Moderate deadwood in Crown.	20+	C1	4.8	72.4

Client: The Executors of the late Nigel Alington Surveyed by: [REDACTED] - Southern Ecological Solutions Weather: Clear and dry

Site: Alington Estate Date: 6<sup>th</sup> to 13<sup>th</sup> July 2021

Abbreviations	
# - Estimated value.	See observation for further information
com - Combined stem diameter	In accordance with BS5837:2012

Tree No.	Species	Life Stage	No of Stems	Stem Diameter - DBH (mm)	Height (m)	Crown Spread (m)								Structural Condition	Physiological Condition	Observations	Life Expectancy	BS5837 Category	RPA Radius (m)	RPA Area (m2)
						N	NE	E	SE	S	SW	W	NW							
T78	Malus sp. (Apple sp.)	Semi Mature	1	210 com	2.5	2.0		2.0		2.0		2.0		Poor	Fair	Congested crown break 0.7m dbh measured at this height.	20+	C1	2.5	20.0
T79	Prunus sp. (Cherry sp.)	Semi Mature	2	240 com	4	1.0		3.0		3.0		3.0		Poor	Fair	Congested crown break at 0.5m Asymmetrical crown.	20+	C1	2.9	26.1
T80	Acer campestre (Field Maple)	Young	5	260	4	3.0		3.0		2.0		3.0		Poor	Fair	Congested stem unions at base.	20+	C1	3.1	30.6
T81	Quercus robur (English Oak)	Young	1	240	4	5.0		5.0		5.0		5.0		Fair	Fair	Fence wire occluded into tree stem.	20+	B1	2.9	26.1
T82	Quercus robur (English Oak)	Mature	1	1110	9	7.0		7.0		7.0		7.0		Fair	Fair	Recent pruning on lower branches roadside. Moderate deadwood in Crown.	20+	A3	13.3	557.4
T83	Fraxinus excelsior (Ash)	Semi Mature	1	500	9	5.0		5.0		5.0		3.0		Fair	Fair	Asymmetrical crown. Moderate deadwood within crown.	20+	B1	6.0	113.1
T84	Pinus sylvestris (Scots Pine)	Semi Mature	1	320	7	3.0		3.0		1.0		1.0		Fair	Fair	Asymmetrical crown. Stem wound 0.80m from ground vertical 25cm located northeast direction. Occluding (healing) well.	20+	B1	3.8	46.3
T85	Quercus robur (English Oak)	Semi Mature	1	600 com	12	6.0		2.0		1.0		5.0		Fair	Fair	Asymmetrical crown. Epicormic growth along large branches. Moderate deadwood within crown.	20+	C1	7.2	162.9
T86	Fraxinus excelsior (Ash)	Young	2	360	11	6.0		3.0		1.0		3.0		Poor	Fair	Asymmetrical crown. Congested twin leader fork union at 1m. Ripped wound Cavity at fork union 2m High decay present wound occluding.	20+	C1	4.3	58.9
T87	Pinus sylvestris (Scots Pine)	Young	1	390	6.5	5.5		3.5		1.0		1.0		Fair	Fair	Asymmetrical crown. Moderate deadwood within crown.	20+	B1	4.7	68.8
T88	Fraxinus excelsior (Ash)	Young	1	300	8.5	4.0		1.0		1.0		4.0		Fair	Fair	Asymmetrical crown. Moderate deadwood in Crown.	20+	B1	3.6	40.7
T89	Pinus sylvestris (Scots Pine)	Semi Mature	1	350	13	1.0		1.0		3.5		3.0		Fair	Fair	Asymmetrical crown.	20+	B1	4.2	55.4
T90	Cupressus sp. (Cypress sp.)	Early Mature	1	640	13	3.0		3.0		3.0		3.0		Fair	Good	Congested break of crown 4.5m	10+	B1	7.7	185.3
T91	Quercus robur (English Oak)	Semi Mature	1	500	10	1.0		1.0		5.0		2.0		Fair	Fair	Asymmetrical crown.	20+	B1	6.0	113.1
T92	Populus sp. (Poplar sp.)	Semi Mature	1	670 com	14	6.0		5.0		6.0		5.0		Fair	Fair	n/a	20+	B1	8.0	203.1
T93	Acer campestre (Field Maple)	Semi Mature	5	320 com	5	2.0		4.0		4.0		4.0		Poor	Fair	Congested crown break at base. Asymmetrical crown.	20+	C1	3.9	47.8
T94	Crataegus monogyna (Common Hawthorn/Quick/May)	Semi Mature	3	190	3	2.0		2.0		2.0		2.0		Poor	Fair	Congested crown break near base.	20+	C1	2.4	17.8
T95	Crataegus monogyna (Common Hawthorn/Quick/May)	Semi Mature	1	170 com	3	1.0		1.0		1.0		1.0		Poor	Poor	Sparse of foliage.	10+	C1	2.0	13.1

Client: The Executors of the late Nigel Alington Surveyed by: [REDACTED] - Southern Ecological Solutions Weather: Clear and dry

Site: Alington Estate Date: 6<sup>th</sup> to 13<sup>th</sup> July 2021

Abbreviations	
# - Estimated value.	See observation for further information
com - Combined stem diameter	In accordance with BS5837:2012

Tree No.	Species	Life Stage	No of Stems	Stem Diameter - DBH (mm)	Height (m)	Crown Spread (m)								Structural Condition	Physiological Condition	Observations	Life Expectancy	BS5837 Category	RPA Radius (m)	RPA Area (m2)
						N	NE	E	SE	S	SW	W	NW							
T96	Crataegus monogyna (Common Hawthorn/Quick/May)	Semi Mature	2	300	3	2.0		2.0		2.0		2.0		Poor	Fair	Congested crown break near base.	20+	C1	3.7	43.2
T97	Fraxinus excelsior (Ash)	Early Mature	1	580 com	13	6.0		6.0		6.0		6.0		Fair	Fair	Moderate deadwood in Crown. Congested crown break at 3m.	20+	B1	7.0	152.2
T98	Acer pseudoplatanus (Sycamore)	Early Mature	3	610	7	8.0		2.0		2.0		6.0		Poor	Fair	Low crown break Pruned back by utilities.	20+	C1	7.3	168.8
T99	Fraxinus excelsior (Ash)	Semi Mature	1	510	7	6.0		6.0		6.0		6.0		Fair	Fair	Crown break at 2m. Moderate deadwood.	20+	B1	6.1	117.7
T100	Fraxinus excelsior (Ash)	Semi Mature	1	550	7	6.0		6.0		6.0		6.0		Fair	Fair	Crown break at 2m. Moderate deadwood.	20+	B1	6.6	136.8
T101	Fraxinus excelsior (Ash)	Young	1	270	7	6.0		6.0		6.0		6.0		Fair	Fair	Crown break at 2m. Moderate deadwood. Estimated dbh could not reach tree due to bramble.	20+	B1	3.2	33.0
T102	Fraxinus excelsior (Ash)	Young	1	330	7	4.0		4.0		4.0		4.0		Fair	Fair	Moderate deadwood. Estimated dbh could not reach tree due to bramble.	20+	B1	4.0	49.3
T103	Acer pseudoplatanus (Sycamore)	Semi Mature	1	490 com	6	5.0		5.0		5.0		5.0		Fair	Fair	n/a	20+	B1	5.9	108.6
T104	Acer pseudoplatanus (Sycamore)	Semi Mature	2	410	6	5.0		3.0		1.0		5.0		Poor	Fair	Asymmetrical crown. Crown break at base.	20+	B1	4.9	76.7
T105	Acer pseudoplatanus (Sycamore)	Semi Mature	1	370	7	5.0		5.0		5.0		5.0		Fair	Fair	Couldn't reach because of scrub. Estimated.	20+	B1	4.4	61.9
T106	Acer pseudoplatanus (Sycamore)	Young	1	290	7	5.0		2.0		5.0		2.0		Fair	Fair	Couldn't reach because of scrub. Estimated.	20+	C1	3.5	38.0
T107	Acer pseudoplatanus (Sycamore)	Young	1	290 com	7	5.0		1.0		0.0		2.0		Poor	Fair	Heavily leaning North congested fork union 2m.	20+	C1	3.5	38.0
T108	Acer pseudoplatanus (Sycamore)	Semi Mature	2	410	7	5.0		5.0		5.0		3.0		Poor	Poor	Crown break at 1m. Peeling bark from base to crown break 1m.	10+	C1	5.0	78.4
T109	Fraxinus excelsior (Ash)	Mature	1	900 com	7	2.0		6.0		6.0		6.0		Poor	Fair	Asymmetrical crown. Large decay at basal area. Large limb next to base relevant to large decay wound at 5m North side. Ivy encroaching into Crown. Fungal brackets on base 0.5 m North side.	10+	C1	10.8	366.4
T110	Aesculus hippocastanum (Horse Chestnut)	Young	2	260	7	5.0		5.0		5.0		2.0		Poor	Fair	Crown break at base 0.40m. Moderate deadwood in Crown. Asymmetrical crown.	20+	C1	3.2	32.8
T111	Aesculus hippocastanum (Horse Chestnut)	Young	1	250	7	5.0		2.0		5.0		2.0		Poor	Fair	Crown break at base 0.40m. Moderate deadwood in Crown. Asymmetrical crown.	20+	C1	3.0	28.3
T112	Viburnum sp. (Viburnum sp.)	Semi Mature	1	400	7	5.0		5.0		5.0		5.0		Fair	Fair	n/a	20+	B1	4.8	72.4



Client: The Executors of the late Nigel Alington Surveyed by: [REDACTED] - Southern Ecological Solutions Weather: Clear and dry

Site: Alington Estate Date: 6<sup>th</sup> to 13<sup>th</sup> July 2021

Abbreviations	
# - Estimated value.	See observation for further information
com – Combined stem diameter	In accordance with BS5837:2012

Tree No.	Species	Life Stage	No of Stems	Stem Diameter - DBH (mm)	Height (m)	Crown Spread (m)								Structural Condition	Physiological Condition	Observations	Life Expectancy	BS5837 Category	RPA Radius (m)	RPA Area (m <sup>2</sup> )
						N	NE	E	SE	S	SW	W	NW							
T113	Acer platanoides (Norway Maple)	Semi Mature	1	500	5	5.0		5.0		5.0		5.0		Fair	Fair	Congested crown break 2m. Minimal deadwood in crown.	20+	B1	6.0	113.1
T114	Acer pseudoplatanus (Sycamore)	Mature	1	1010	10	8.0		8.0		8.0		8.0		Fair	Fair	Ivy encroaching into Crown.	20+	A1	12.1	461.5
T115	Aesculus hippocastanum (Horse Chestnut)	Late Mature	1	1000 #	9	6.0		6.0		6.0		2.0		Fair	Poor	Estimated cows in field. Sparse foliage in Crown. Moderate deadwood in Crown.	10+	A1	12.0	452.4
T116	Aesculus hippocastanum (Horse Chestnut)	Mature	1	800 #	9	5.0		2.0		5.0		5.0		Fair	Poor	Estimated cows in field. Crown sparse of foliage. More than moderate deadwood in crown.	10+	A1	9.6	289.5
T117	Quercus robur (English Oak)	Young	1	250	6	4.0		4.0		4.0		4.0		Fair	Fair	Estimated. Cows in field and scrub in way.	20+	B1	3.0	28.3
T118	Populus sp. (Poplar sp.)	Mature	1	1110	16	7.0		8.0		7.0		4.0		Fair	Fair	Asymmetrical crown.	40+	B1	13.3	557.4
T119	Populus sp. (Poplar sp.)	Mature	1	1030	17	7.0		8.0		7.0		4.0		Fair	Fair	Asymmetrical crown. Pruned back by utilities.	40+	B1	12.4	479.9
T120	Populus sp. (Poplar sp.)	Early Mature	1	710	18	2.0		4.0		6.0		3.0		Fair	Fair	Asymmetrical crown. Ivy encroaching into Crown.	40+	B1	8.5	228.0
T121	Populus sp. (Poplar sp.)	Mature	1	840	16	5.0		5.0		5.0		2.0		Fair	Fair	Asymmetrical crown.	20+	B1	10.1	319.2
T122	Populus sp. (Poplar sp.)	Mature	1	840	18	5.0		5.0		5.0		5.0		Fair	Fair	n/a	20+	C2	10.1	319.2
T123	Populus sp. (Poplar sp.)	Mature	1	1140	22	7.0		7.0		7.0		7.0		Fair	Fair	n/a	20+	A1	13.7	587.9
T124	Populus sp. (Poplar sp.)	Late Mature	1	1540	20	8.0		8.0		8.0		5.0		Fair	Fair	Asymmetrical crown. Utilities pruning.	20+	A1	15.0	706.9
T125	Populus sp. (Poplar sp.)	Late Mature	1	1200	20	8.0		5.0		8.0		7.0		Fair	Fair	Asymmetrical crown. Large lower elongated branch. Estimated dbh scrub in way.	20+	A1	14.4	651.4
T126	Populus sp. (Poplar sp.)	Late Mature	1	1300	20	8.0		8.0		8.0		2.0		Fair	Fair	Asymmetrical crown.	20+	A1	15.0	706.9
T127	Populus sp. (Poplar sp.)	Mature	1	1030	17	8.0		8.0		8.0		1.0		Fair	Fair	Asymmetrical crown.	20+	A1	12.4	479.9
T128	Quercus robur (English Oak)	Late Mature	1	1260	10	10.0		10.0		10.0		10.0		Fair	Fair	Moderate deadwood in Crown expected of tree this age.	20+	A1	15.0	706.9
T129	Quercus robur (English Oak)	Semi Mature	1	350	9	1.0		6.0		5.0		1.0		Poor	Fair	Asymmetrical crown. Moderate deadwood.	20+	B1	4.2	55.4
T130	Quercus robur (English Oak)	Young	1	240	4	1.0		5.0		5.0		0.0		Fair	Fair	Asymmetrical crown.	20+	C1	2.9	26.1
T131	Quercus robur (English Oak)	Semi Mature	1	460	6	5.0		5.0		5.0		0.0		Fair	Fair	Moderate deadwood in Crown. Heavy lean of stem towards East.	20+	B1	5.5	95.7
T132	Quercus robur (English Oak)	Young	1	270	5.5	1.0		6.0		5.0		0.0		Poor	Fair	Asymmetrical crown. Heavy lean East. Dbh estimated due to scrub.	20+	C1	3.2	33.0

Abbreviations	
# - Estimated value.	See observation for further information
com – Combined stem diameter	In accordance with BS5837:2012

Client: The Executors of the late Nigel Alington Surveyed by: [REDACTED] - Southern Ecological Solutions Weather: Clear and dry

Site: Alington Estate Date: 6<sup>th</sup> to 13<sup>th</sup> July 2021

Tree No.	Species	Life Stage	No of Stems	Stem Diameter - DBH (mm)	Height (m)	Crown Spread (m)								Structural Condition	Physiological Condition	Observations	Life Expectancy	BS5837 Category	RPA Radius (m)	RPA Area (m <sup>2</sup> )
						N	NE	E	SE	S	SW	W	NW							
T133	Quercus robur (English Oak)	Mature	1	770	9	7.0		7.0		7.0		3.0		Fair	Fair	Asymmetrical crown. Utilities pruning.	20+	C1	9.2	268.2
T134	Quercus robur (English Oak)	Mature	1	940	13	9.0		9.0		9.0		9.0		Good	Good	Uptight growth.	20+	A1	11.3	399.7
T135	Fraxinus excelsior (Ash)	Early Mature	1	610	10	5.0		3.0		6.0		7.0		Fair	Good	Asymmetrical crown.	20+	B1	7.3	168.3
T136	Acer campestre (Field Maple)	Mature	1	540 com	10	3.0		4.0		5.0		5.0		Fair	Fair	Upright form. Asymmetrical crown.	20+	A1	6.5	131.9
T137	Sambucus nigra (Elder)	Early Mature	5	270 #	3	2.0		2.0		2.0		2.0		Fair	Fair	n/a	20+	B1	3.4	35.3
T138	Fagus sylvatica (Common Beech)	Young	1	300 #	5	4.0		4.0		4.0		4.0		Fair	Fair	Dbh estimated in garden of farmhouse.	20+	B1	3.6	40.7
T139	Crataegus monogyna (Common Hawthorn/Quick/May)	Mature	1	360 #	4	2.0		2.0		2.0		2.0		Fair	Fair	Ivy encroaching into Crown. Dbh estimated in garden.	10+	C1	4.3	58.6
T140	Acer pseudoplatanus (Sycamore)	Young	1	350 #	6	4.0		4.0		4.0		4.0		Fair	Fair	Dbh estimated in garden.	20+	B1	4.2	55.4
T141	Acer saccharinum (Silver Maple)	Early Mature	1	400 #	7	4.0		4.0		4.0		4.0		Fair	Fair	Twin leader crown break at 2.5m Dbh estimated in garden.	20+	B1	4.8	72.4
T142	Acer platanoides 'Drummondii' (Variegated Norway Maple)	Young	1	340 # com	7	5.0		5.0		5.0		5.0		Fair	Fair	n/a	20+	B1	4.1	52.3
T143	Cupressus sp. (Cypress sp.)	Semi Mature	2	550 #	9	3.0		3.0		3.0		3.0		Fair	Fair	Dbh estimated in garden.	20+	B1	6.7	141.7
T144	Acer pseudoplatanus (Sycamore)	Early Mature	1	670 # com	9	6.0		6.0		6.0		6.0		Fair	Fair	Dbh estimated in garden. Large vertical wound to stem 2m in length, occluding well, located south west on stem. Heartwood decay present. Recommendation annual monitoring.	20+	B1	8.0	203.1
T145	Acer pseudoplatanus (Sycamore)	Semi Mature	3	340 #	7	5.0		5.0		0.0		5.0		Poor	Fair	Asymmetrical Crown. Crown break at 0.40m	20+	C1	4.1	52.9
T146	Acer pseudoplatanus (Sycamore)	Semi Mature	1	400 #	7	1.0		5.0		1.0		5.0		Fair	Fair	Dead ivy encroaching into Crown. Asymmetrical crown. Dbh estimated in garden.	20+	C1	4.8	72.4
T147	Acer pseudoplatanus (Sycamore)	Semi Mature	1	400 #	7	1.0		5.0		6.0		5.0		Fair	Fair	Asymmetrical crown. Dbh estimated in garden.	20+	C1	4.8	72.4
T148	Acer pseudoplatanus (Sycamore)	Early Mature	1	540 #	7	6.0		6.0		3.0		6.0		Fair	Fair	Asymmetrical crown. Dbh estimated in garden. Stem lean west.	20+	B1	6.5	131.9
T149	Acer pseudoplatanus (Sycamore)	Early Mature	1	700 #	7	6.0		6.0		3.0		6.0		Fair	Fair	Asymmetrical crown. Dbh estimated in garden.	20+	B1	8.4	221.7

Abbreviations	
# - Estimated value.	See observation for further information
com – Combined stem diameter	In accordance with BS5837:2012

Client: The Executors of the late Nigel Alington Surveyed by: [REDACTED] - Southern Ecological Solutions Weather: Clear and dry

Site: Alington Estate Date: 6<sup>th</sup> to 13<sup>th</sup> July 2021

Tree No.	Species	Life Stage	No of Stems	Stem Diameter - DBH (mm)	Height (m)	Crown Spread (m)								Structural Condition	Physiological Condition	Observations	Life Expectancy	BS5837 Category	RPA Radius (m)	RPA Area (m2)
						N	NE	E	SE	S	SW	W	NW							
T150	Fagus sylvatica (Common Beech)	Mature	1	1100 #	9	5.0		7.0		5.0		7.0		Fair	Fair	Asymmetrical crown. Dbh estimated in garden. Dead ivy encroaching into Crown. Congested crown break 3.5m. Moderate deadwood in Crown.	20+	B1	13.2	547.4
T151	Aesculus hippocastanum (Horse Chestnut)	Early Mature	1	800 #	7	3.0		5.0		6.0		5.0		Poor	Fair	Dbh estimated in garden. Asymmetrical crown. Dead Ivy on stem.	20+	C1	9.6	289.5
T152	Prunus sp. (Cherry sp.)	Young	1	220	4	5.0		5.0		3.0		4.0		Fair	Fair	Congested crown break.	20+	B1	2.6	21.9
T153	Eucalyptus sp. (Eucalyptus Tree)	Young	1	520 #	7	5.0		5.0		5.0		5.0		Fair	Fair	Dbh estimated in garden.	20+	B1	6.2	122.3
T154	Picea abies (Norway Spruce)	Young	1	330 #	10	4.0		4.0		4.0		4.0		Fair	Fair	Dbh estimated in garden.	20+	B1	4.0	49.3
T155	Picea abies (Norway Spruce)	Young	1	370 #	10	4.0		4.0		4.0		4.0		Fair	Fair	Dbh estimated in garden.	20+	B1	4.4	61.9
T156	Picea abies (Norway Spruce)	Young	1	370 #	9	3.0		3.0		3.0		3.0		Fair	Fair	Dbh estimated in garden.	20+	B1	4.4	61.9
T157	Acer pseudoplatanus (Sycamore)	Young	1	180 com	6.5	3.0		3.0		3.0		3.0		Fair	Fair	Lean in stem towards North.	20+	C1	2.2	14.7
T158	Cupressus sp. (Cypress sp.)	Young	5	280	6	1.5		1.5		1.5		1.5		Fair	Poor	Sparse foliage.	10+	C1	3.4	35.8
T159	Acer pseudoplatanus (Sycamore)	Semi Mature	1	400	9	4.0		4.0		4.0		4.0		Fair	Fair	n/a	20+	B1	4.8	72.4
T160	Acer pseudoplatanus (Sycamore)	Young	1	150 com	7	3.0		3.0		1.0		2.0		Fair	Fair	Asymmetrical crown.	20+	C1	1.8	10.2
T161	Taxus baccata (Yew)	Young	4	220	5	3.0		3.0		3.0		3.0		Poor	Fair	Congested crown break at 0.40m.	20+	C1	2.7	22.9
T162	Quercus ilex (Holm Oak)	Mature	1	990	12	7.0		7.0		7.0		7.0		Fair	Fair	Ivy encroaching into and competing with crown of tree. Large cavity located basal area East. Scaffolding limb partly split from tree.	20+	B1	11.9	443.4
T163	Pinus sylvestris (Scots Pine)	Semi Mature	1	600	14	1.0		4.0		4.0		4.0		Fair	Fair	Stem lean east.	20+	B1	7.2	162.9
T164	Thuja sp. (Thuja sp.)	Semi Mature	1	430	14	2.5		2.5		2.5		2.5		Fair	Fair	n/a	20+	B1	5.2	83.6
T165	Thuja sp. (Thuja sp.)	Semi Mature	1	430 com	12	2.5		2.5		2.5		2.5		Fair	Fair	n/a	20+	B1	5.2	83.6
T166	Quercus ilex (Holm Oak)	Semi Mature	5	450	6	5.0		3.0		5.0		5.0		Fair	Fair	Congested crown break at base.	20+	C1	5.5	93.6
T167	Aesculus sp. (Horse Chestnut)	Early Mature	1	730	9	5.0		5.0		5.0		5.0		Fair	Fair	Could be aesculus indica.	20+	B1	8.8	241.1
T168	Cercis sp. (Cercis sp.)	Semi Mature	1	360	5	4.0		4.0		4.0		4.0		Poor	Poor	Sparse foliage. Moderate deadwood in Crown. Crown break at 2m.	20+	C1	4.3	58.6

Abbreviations	
# - Estimated value.	See observation for further information
com – Combined stem diameter	In accordance with BS5837:2012

Client: The Executors of the late Nigel Alington Surveyed by: [REDACTED] - Southern Ecological Solutions Weather: Clear and dry

Site: Alington Estate Date: 6<sup>th</sup> to 13<sup>th</sup> July 2021

Tree No.	Species	Life Stage	No of Stems	Stem Diameter - DBH (mm)	Height (m)	Crown Spread (m)								Structural Condition	Physiological Condition	Observations	Life Expectancy	BS5837 Category	RPA Radius (m)	RPA Area (m <sup>2</sup> )
						N	NE	E	SE	S	SW	W	NW							
T169	Ailanthus altissima (Tree Of Heaven)	Early Mature	1	660	10	7.0		7.0		7.0		7.0		Fair	Fair	Crown break at 4m.	20+	B1	7.9	197.1
T170	Juglans regia (Walnut)	Semi Mature	1	440 com	9	5.0		5.0		5.0		5.0		Fair	Fair	n/a	20+	B1	5.3	87.6
T171	Thuja sp. (Thuja sp.)	Young	2	300	8	2.0		2.0		2.0		2.0		Poor	Poor	Sparse foliage.	10+	C1	3.7	42.4
T172	Thuja sp. (Thuja sp.)	Young	1	250	8	2.0		2.0		2.0		2.0		Poor	Poor	Sparse foliage.	10+	C1	3.0	28.3
T173	Picea abies (Norway Spruce)	Young	1	350 com	12	4.0		4.0		4.0		4.0		Fair	Poor	Sparse foliage. Moderate deadwood in Crown.	10+	C1	4.2	55.4
T174	Acer pseudoplatanus (Sycamore)	Young	2	400	12	3.0		5.0		5.0		5.0		Fair	Fair	Asymmetrical crown.	20+	B1	4.8	73.3
T175	Acer pseudoplatanus (Sycamore)	Early Mature	1	490	11	3.0		6.0		6.0		6.0		Fair	Fair	Asymmetrical crown.	20+	B1	5.9	108.6
T176	Acer platanoides (Norway Maple)	Early Mature	1	670 com	12	8.0		8.0		8.0		8.0		Fair	Fair	Elongated limbs. Congested Crown break at 4m.	20+	B1	8.0	203.1
T177	Acer pseudoplatanus (Sycamore)	Young	3	290	5	4.0		4.0		1.0		4.0		Poor	Fair	Crown break at base.	10+	C1	3.6	39.7
T178	Acer platanoides (Norway Maple)	Semi Mature	1	490 com	9	6.0		6.0		6.0		6.0		Fair	Fair	Congested crown break at 2m. Purple variety.	20+	B1	5.9	108.6
T179	Tilia sp. (Lime sp.)	Semi Mature	2	580 com	13	5.0		5.0		5.0		5.0		Fair	Fair	Congested crown break at	20+	B1	7.1	156.9
T180	Populus sp. (Poplar sp.)	Semi Mature	2	720	13	6.0		10.0		6.0		3.0		Fair	Fair	Lean east. Asymmetrical crown.	20+	B1	8.7	237.6
T181	Aesculus hippocastanum (Horse Chestnut)	Young	1	350	4	4.0		1.0		4.0		5.0		Poor	Poor	Large vertical wound on stem located northside 2m down to 0.5m. Staining and bleeding on lower branch.	10+	C1	4.2	55.4
T182	Acer platanoides 'Drummondii' (Variegated Norway Maple)	Young	1	270 com	7	5.0		5.0		5.0		5.0		Fair	Fair	Reversion in Crown.	20+	B1	3.2	33.0
T183	Sambucus nigra (Elder)	Young	4	190 com	3	2.0		2.0		2.0		2.0		Fair	Fair	n/a	20+	C1	2.4	17.5
T184	Sambucus nigra (Elder)	Young	4	190 com	3	3.0		3.0		3.0		3.0		Fair	Fair	n/a	20+	C1	2.4	17.5
T185	Sambucus nigra (Elder)	Young	4	190	3	3.0		3.0		3.0		3.0		Fair	Fair	n/a	20+	C1	2.4	17.5
T186	Ulmus procera (English Elm)	Young	1	180	8	3.0		1.0		1.0		1.0		Fair	Poor	Signs of deadwood at top of crown. Dutch Elm disease possible. Asymmetrical crown.	10+	C1	2.2	14.7
T187	Ilex sp. (Holly sp.)	Semi Mature	1	300 com	7	3.0		3.0		3.0		3.0		Fair	Fair	Foliage sparse.	20+	C1	3.6	40.7
T188	Ulmus procera (English Elm)	Young	2	320 com	7	3.0		3.0		3.0		3.0		Poor	Poor	Sparse foliage throughout crown. Epicormic growth along stem. Signs of deadwood throughout	10+	C1	3.8	46.4

Abbreviations	
# - Estimated value.	See observation for further information
com – Combined stem diameter	In accordance with BS5837:2012

Client: The Executors of the late Nigel Alington Surveyed by: [REDACTED] - Southern Ecological Solutions Weather: Clear and dry

Site: Alington Estate Date: 6<sup>th</sup> to 13<sup>th</sup> July 2021

Tree No.	Species	Life Stage	No of Stems	Stem Diameter - DBH (mm)	Height (m)	Crown Spread (m)								Structural Condition	Physiological Condition	Observations	Life Expectancy	BS5837 Category	RPA Radius (m)	RPA Area (m2)
						N	NE	E	SE	S	SW	W	NW							
T189	Ulmus procera (English Elm)	Young	2	320	7	3.0		3.0		3.0		3.0		Poor	Poor	crown. Possible Dutch elm disease.	10+	C1	3.8	46.4
T190	Acer pseudoplatanus (Sycamore)	Young	1	380 com	12	3.0		4.0		6.0		4.0		Fair	Fair	Asymmetrical crown.	20+	B1	4.6	65.3
T191	Thuja sp. (Thuja sp.)	Early Mature	2	700	12	4.0		4.0		4.0		4.0		Fair	Fair	n/a	20+	B1	8.4	221.7
W192	0	Young		See Observations	4	See Tree Survey Plan								Fair	Fair	Woodland species all young, Oak, Ash, Hawthorn, Field Maple, Blackthorn, Common Hazel, Rowan, White Poplar and Rosa rugosa.	20+	C2	See Tree Survey Plan	See Tree Survey Plan
W193	0	Semi Mature		See Observations	12	See Tree Survey Plan								Fair	Fair	Woodland species Oak, Ash, Scot's Pine (majority in poor condition), Malus West edge and Young Elm South edge, Understorey Elder, Hawthorn and Cornus Southeast edge.	20+	B1	See Tree Survey Plan	See Tree Survey Plan
W194	0	Semi Mature		See Observations	7	See Tree Survey Plan								Fair	Fair	Some woodland around ditch. Woodland species Elder, Ash, Sycamore, Horse Chestnut, Viburnum, Prunus sp. and Malus. The Woodland is discontinuous, containing sections of gaps of up to/an average of 4 metres in length.	20+	B1	See Tree Survey Plan	See Tree Survey Plan
W195	0	Mature		See Observations	20	See Tree Survey Plan								Fair	Fair	Woodland species Poplar 20m plus in height (variety of Black hybrid), Hawthorn, Field Maple, Elder, English Oak and Willow.	20+	B1	See Tree Survey Plan	See Tree Survey Plan
W196	0	Semi Mature		See Observations	10	See Tree Survey Plan								Fair	Fair	Woodland species English Oak, Hawthorn, Field Maple, Elm, Common Ash, Elder, Prunus sp,	20+	B1	See Tree Survey Plan	See Tree Survey Plan
T197	Fraxinus excelsior (Ash)	Early Mature	1	700	10	5.0		5.0		5.0		6.0		Fair	Fair	Growing on the riverbank.	20+	B1	8.4	221.7
T198	Quercus robur (English Oak)	Early Mature	1	990	8	6.0		10.0		6.0		3.0		Fair	Fair	Asymmetrical Crown.	20+	B1	11.9	443.4

Abbreviations	
# - Estimated value.	See observation for further information
com – Combined stem diameter	In accordance with BS5837:2012

Client: The Executors of the late Nigel Alington Surveyed by: [REDACTED] - Southern Ecological Solutions Weather: Clear and dry

Site: Alington Estate Date: 6<sup>th</sup> to 13<sup>th</sup> July 2021

Tree No.	Species	Life Stage	No of Stems	Stem Diameter - DBH (mm)	Height (m)	Crown Spread (m)								Structural Condition	Physiological Condition	Observations	Life Expectancy	BS5837 Category	RPA Radius (m)	RPA Area (m2)
						N	NE	E	SE	S	SW	W	NW							
H199	0	Young		See Observations	3.5	See Tree Survey Plan								Fair	Fair	Hedge species Prunus sp., Hawthorn, Elm, Prunus avium, Prunus cersifera, Malus sp., Sycamore, Elder, Field Maple, Tilia sp., Common Ash, The hedge is discontinuous, containing sections of gaps of up to/an average of 4 metres in length.	20+	B1	See Tree Survey Plan	See Tree Survey Plan
H200	0	Semi Mature		See Observations	5	See Tree Survey Plan								Fair	Fair	Hedge species Hawthorn, Common Ash, Blackthorn, Elder, Poplar, Elm, Cornus sp., Malus sp., Field Maple and English Oak. The hedge is discontinuous, containing sections of gaps of up to/an average of 2 metres in length.	20+	B1	See Tree Survey Plan	See Tree Survey Plan
H201	0	Young		See Observations	3.5	See Tree Survey Plan								Fair	Fair	Hedge species Elm, English Osk, Elder, Hawthorn, Horse Chestnut and Prunus sp. The hedge is discontinuous, containing sections of gaps of up to/an average of 4 metres in length.	20+	B1	See Tree Survey Plan	See Tree Survey Plan
T202	Cupressocyparis leylandii (Leyland Cypress)	Early Mature	1	900 #	14	6.0		6.0		6.0		6.0		Fair	Fair	Dbh estimated in garden.	20+	B1	10.8	366.4
T203	Cupressocyparis leylandii (Leyland Cypress)	Early Mature	1	900 #	14	6.0		6.0		6.0		6.0		Fair	Fair	Dbh estimated in garden.	20+	B1	10.8	366.4
T204	Tilia sp. (Lime sp.)	Mature	1	1200 #	16	8.0		8.0		8.0		8.0		Fair	Fair	Dbh estimated in garden.	20+	A1	14.4	651.4
T205	Castanea sativa (Sweet Chestnut)	Early Mature	1	1100 #	8	5.0		5.0		5.0		5.0		Fair	Fair	Dbh estimated in garden.	20+	B1	13.2	547.4
T206	Acer pseudoplatanus (Sycamore)	Early Mature	1	700 #	13	6.0		6.0		6.0		6.0		Fair	Fair	Dbh estimated in garden.	20+	B1	8.4	221.7
T207	Ilex aquifolium (Holly)	Young	1	150	2.5	2.0		2.0		1.0		2.0		Fair	Fair	Asymmetrical crown.	20+	B1	1.8	10.2
T208	Ilex aquifolium (Holly)	Young	1	150 com	2.5	1.0		2.0		2.0		2.0		Fair	Fair	Asymmetrical crown.	20+	B1	1.8	10.2
T209	Taxus baccata (Yew)	Early Mature	5	480 com	4.5	3.5		3.5		3.5		3.5		Fair	Fair	Congested break of crown at base 0.5m from ground.	20+	B1	5.8	105.6
T210	Taxus baccata (Yew)	Early Mature	5	480 com	5	3.5		3.5		3.5		3.5		Fair	Fair	Congested break of crown at base 0.5m from ground.	20+	B1	5.8	105.6
T211	Taxus baccata (Yew)	Early Mature	5	450 com	5	3.5		3.5		3.5		3.5		Fair	Fair	Congested break of crown at base 0.5m from ground.	20+	B1	5.4	92.5
T212	Taxus baccata (Yew)	Early Mature	5	450 com	5	3.5		3.5		3.5		3.5		Fair	Fair	Congested break of crown at base 0.5m from ground.	20+	B1	5.4	92.5
T213	Taxus baccata (Yew)	Early Mature	5	480 com	5	3.5		3.5		3.5		3.5		Fair	Fair	Congested break of crown at base 0.5m from ground.	20+	B1	5.8	105.6
T214	Sambucus nigra (Elder)	Young	5	240 com	n/a	2.0		2.0		2.0		3.0		Fair	Fair	Asymmetrical crown.	20+	C1	3.0	27.4

Abbreviations	
# - Estimated value.	See observation for further information
com – Combined stem diameter	In accordance with BS5837:2012

Client: The Executors of the late Nigel Alington Surveyed by: [REDACTED] - Southern Ecological Solutions Weather: Clear and dry

Site: Alington Estate Date: 6<sup>th</sup> to 13<sup>th</sup> July 2021

Tree No.	Species	Life Stage	No of Stems	Stem Diameter - DBH (mm)	Height (m)	Crown Spread (m)								Structural Condition	Physiological Condition	Observations	Life Expectancy	BS5837 Category	RPA Radius (m)	RPA Area (m2)
						N	NE	E	SE	S	SW	W	NW							
T215	Sambucus nigra (Elder)	Young	5	240 com	n/a	2.0		1.0		2.0		3.0		Fair	Fair	Asymmetrical crown.	20+	C1	3.0	27.4
T216	Ulmus sp. (Elm sp.)	Semi Mature	3	280 com	5	3.0		3.0		3.0		3.0		Poor	Fair	Crown break at base 0.2m	20+	C1	3.5	37.7
T217	Salix alba (White Willow)	Early Mature	2	370 com	5	6.0		4.0		5.0		2.0		Fair	Fair	Dbh estimated in garden. 2 scaffolding limbs heavily leaning South x1 North x1. Congested fork at base 0.4m. Asymmetrical crown.	20+	C1	4.5	62.6
T218	Hydrangea sp. (Hydrangea)	Semi Mature	5	110	2.5	2.5		2.5		2.5		2.5		Fair	Fair	Multistem shrub.	20+	C1	1.3	5.7
T219	Platanus x hispanica (London Plane)	Young	1	410	11	6.0		6.0		6.0		2.0		Fair	Fair	n/a	20+	B1	4.9	76.0
T220	Platanus x hispanica (London Plane)	Young	1	410	11	6.0		2.0		6.0		6.0		Fair	Fair	n/a	20+	B1	4.9	76.0
T221	Catalpa bignonioides (Indian Bean Tree)	Young	1	300	5	4.0		4.0		4.0		4.0		Fair	Fair	n/a	20+	B1	3.6	40.7
T222	Laburnum anagyroides (Common Laburnum (Golden Chain))	Semi Mature	1	270	3		2.0		2.0		2.0		2.0	Poor	Fair	Big split running from scaffolding limb fork union down to base of stem 0.2m. Currently both scaffolding limbs tied together.	10+	C1	3.2	33.0
T223	Fagus purpurea	Semi Mature	1	480 com	11	5.5		5.5		5.5		5.5		Fair	Fair	n/a	20+	B1	5.8	104.2
T224	Malus sp. (Apple sp.)	Semi Mature	4	300 com	3.5	4.0		4.0		4.0		4.0		Fair	Fair	Congested crown break at 0.5m.	20+	B1	3.6	40.7
T225	Malus sp. (Apple sp.)	Young	2	170	3	2.5		2.5		2.5		2.5		Fair	Fair	n/a	20+	B1	2.0	13.1
T226	Malus sp. (Apple sp.)	Young	1	240	4	3.0		3.0		3.0		3.0		Fair	Fair	n/a	20+	B1	2.9	26.1
T227	Malus sp. (Apple sp.)	Semi Mature	1	340	4.5	4.0		4.0		4.0		4.0		Fair	Fair	n/a	20+	B1	4.1	52.3
T228	Malus sp. (Apple sp.)	Young	1	200 com	4	3.0		3.0		3.0		3.0		Fair	Fair	n/a	20+	B1	2.4	18.1
T229	Acer saccharinum (Silver Maple)	Young	2	250	7	2.5		2.5		2.5		2.5		Fair	Fair	n/a	20+	B1	3.0	28.4
T230	Gleditsia triacanthos (Honey Locust)	Early Mature	1	500 #	12	5.0		5.0		5.0		5.0		Fair	Fair	n/a	20+	B1	6.0	113.1

Client: The Executors of the late Nigel Alington Surveyed by: [REDACTED] - Southern Ecological Solutions Weather: Clear and dry

Site: Alington Estate Date: 6<sup>th</sup> to 13<sup>th</sup> July 2021

Abbreviations	
# - Estimated value.	See observation for further information
com – Combined stem diameter	In accordance with BS5837:2012

Tree No.	Species	Life Stage	No of Stems	Stem Diameter - DBH (mm)	Height (m)	Crown Spread (m)								Structural Condition	Physiological Condition	Observations	Life Expectancy	BS5837 Category	RPA Radius (m)	RPA Area (m2)
						N	NE	E	SE	S	SW	W	NW							
H231	0	Semi Mature		See Observations	4.5	See Tree Survey Plan								Fair	Fair	Hedge species Sycamore, Field Maple, Elder, English Elm, Hawthorn and Prunus cerasifera (purple). The hedge is discontinuous, containing sections of gaps of up to/an average of 3 metres in length.	20+	B1	See Tree Survey Plan	See Tree Survey Plan
H232	0	Semi Mature		See Observations	5	See Tree Survey Plan								Fair	Fair	Hedge species Elm, Field Maple, Malus sp., Hawthorn, English Oak, Hornbeam and Sycamore. Discontinuous. The hedge is discontinuous, containing sections of gaps up to/an average of 4 metres in length.	20+	B1	See Tree Survey Plan	See Tree Survey Plan
T233	Quercus robur (English Oak)	Young	1	300	7	6.0		2.0		6.0		6.0		Fair	Fair	Asymmetrical crown.	20+	B1	3.6	40.7
T234	Quercus robur (English Oak)	Young	1	270	5	3.0		1.0		3.0		3.0		Fair	Fair	Asymmetrical crown.	20+	B1	3.2	33.0
T235	Quercus robur (English Oak)	Young	1	240	5	3.5		1.5		3.5		3.5		Fair	Fair	Asymmetrical crown.	20+	B1	2.9	26.1
H236	0	Young		See Observations	3.5	See Tree Survey Plan								Fair	Fair	Hedge species Elm, Hawthorn, Malus sp., Elder, English Oak, Sycamore and Rosa rugosa. The hedge is discontinuous, containing sections of gaps of up to/an average of 3 metres in length.	20+	B1	See Tree Survey Plan	See Tree Survey Plan
T237	Ulmus procera (English Elm)	Young	1	180	7	3.0		1.0		1.0		3.0		Fair	Fair	Asymmetrical crown.	10+	C1	2.2	14.7
T238	Fagus sylvatica (Common Beech)	Semi Mature	1	350	13	6.0		3.0		2.0		6.0		Fair	Fair	Ivy encroaching into and competing with crown of tree. Asymmetrical crown.	20+	B1	4.2	55.4
T239	Fagus sylvatica (Common Beech)	Semi Mature	1	350	11	6.0		3.0		2.0		6.0		Fair	Fair	Ivy encroaching into and competing with crown of tree. Asymmetrical crown.	20+	B1	4.2	55.4
T240	Fagus sylvatica (Common Beech)	Semi Mature	1	550	11	6.0		3.0		2.0		6.0		Fair	Fair	Asymmetrical crown.	20+	B1	6.6	136.8
T241	Ulmus sp. (Elm sp.)	Semi Mature	1	350	8	5.0		2.0		2.0		5.0		Fair	Fair	Asymmetrical crown.	20+	B1	4.2	55.4
T242	Ulmus sp. (Elm sp.)	Semi Mature	1	350	8	2.0		2.0		5.0		5.0		Fair	Fair	Asymmetrical crown.	20+	B1	4.2	55.4
T243	Pinus sylvestris (Scots Pine)	Semi Mature	1	700	10	3.5		3.5		3.5		3.5		Fair	Fair	Top of crown ripped out. Moderate deadwood in Crown.	10+	C1	8.4	221.7



Abbreviations	
# - Estimated value.	See observation for further information
com – Combined stem diameter	In accordance with BS5837:2012

Client: The Executors of the late Nigel Alington Surveyed by: [REDACTED] - Southern Ecological Solutions Weather: Clear and dry

Site: Alington Estate Date: 6<sup>th</sup> to 13<sup>th</sup> July 2021

Tree No.	Species	Life Stage	No of Stems	Stem Diameter - DBH (mm)	Height (m)	Crown Spread (m)								Structural Condition	Physiological Condition	Observations	Life Expectancy	BS5837 Category	RPA Radius (m)	RPA Area (m <sup>2</sup> )
						N	NE	E	SE	S	SW	W	NW							
T244	Pinus sylvestris (Scots Pine)	Semi Mature	1	600	10	1.0		1.0		2.0		2.0		Fair	Fair	Asymmetrical crown. Moderate deadwood in Crown.	10+	C1	7.2	162.9
T245	Pinus sylvestris (Scots Pine)	Early Mature	1	900	9	5.0		2.5		5.0		5.0		Fair	Fair	Large hangers in Crown located west within crown. Moderate deadwood in Crown. Asymmetrical crown.	10+	C1	10.8	366.4
T246	Quercus cerris (Turkey Oak)	Early Mature	1	1050 com	14	8.0		8.0		8.0		8.0		Fair	Fair	Stem leans to the west.	20+	A1	12.6	498.8
T247	Prunus sp. (Cherry sp.)	Young	4	230 com	2.5	2.0		2.0		2.0		2.0		Fair	Fair	Multi stemmed at base.	20+	B1	2.8	25.1
T248	Prunus sp. (Cherry sp.)	Young	3	290	3	3.0		3.0		3.0		3.0		Fair	Fair	Multi stemmed at base.	20+	B1	3.5	39.5
W249	0	Mature		See Observations	12	See Tree Survey Plan								Fair	Fair	Category B woodland with category A trees within it. Woodland species English Oak, Holm Oak, Turkey Oak, Cedar, Black Pine, Sycamore, Sweet chestnut, Scot's Pine, Field Maple, Elm and Elder.	40+	B1	See Tree Survey Plan	See Tree Survey Plan
W250	0	Mature		See Observations com	12	See Tree Survey Plan								Fair	Fair	Category B with category A trees within it. Woodland species English Oak, Holm Oak, Turkey Oak, Horse chestnut, Scot's Pine, Common Beech, Elm, Elder, Sycamore, Lime and Holly.	20+	B1	See Tree Survey Plan	See Tree Survey Plan
T251	Betula pendula (Silver Birch)	Semi Mature	3	370	15	4.0		4.0		4.0		4.0		Fair	Fair	Minor dieback in upper crown. Deadwood in Crown. Part of a small woodland. Edge grown tree.	20+	B2	4.5	64.2
T252	Fagus sylvatica f. purpurea (Purple Beech)	Semi Mature	1	300 com	13		5.0		4.0		2.0		4.0	Fair	Fair	Part of a small woodland. Edge grown tree. Asymmetrical crown growth. Wound on southern side of stem at 1m.	40+	B2	3.6	40.7
T253	Tilia platyphyllos (Large Leaved Lime)	Mature	2	560	16	6.0		6.0		6.0		6.0		Poor	Fair	Part of a small woodland. Edge grown tree. Included bark at base of tree. Grazing damage to buttress roots.	10+	C2	6.8	145.1
T254	Fagus sylvatica f. purpurea (Purple Beech)	Semi Mature	1	180 com	13	3.0		3.0		3.0		3.0		Fair	Fair	Part of a small woodland. Edge grown tree.	40+	B2	2.2	14.7
T255	Robinia pseudoacacia (False Acacia sp./Black Locust)	Mature	3	700 com	17		2.0		2.0		6.0		2.0	Poor	Poor	Part of a small woodland. Edge grown tree. Previous multistem, only one stem remaining. Major wound on remaining stem. Partial failure, hung up on inner woodland tree	>10	U	8.5	225.0

Client: The Executors of the late Nigel Alington Surveyed by: [REDACTED] - Southern Ecological Solutions Weather: Clear and dry

Site: Alington Estate Date: 6<sup>th</sup> to 13<sup>th</sup> July 2021

Abbreviations	
# - Estimated value.	See observation for further information
com - Combined stem diameter	In accordance with BS5837:2012

Tree No.	Species	Life Stage	No of Stems	Stem Diameter - DBH (mm)	Height (m)	Crown Spread (m)								Structural Condition	Physiological Condition	Observations	Life Expectancy	BS5837 Category	RPA Radius (m)	RPA Area (m <sup>2</sup> )
						N	NE	E	SE	S	SW	W	NW							
T256	Robinia pseudoacacia (False Acacia sp./Black Locust)	Early Mature	2	580	13	3.0		3.0		3.0		3.0		Poor	Poor	Part of a small woodland. Edge grown tree. Asymmetrical crown growth. Dead to of tree on both stems.	>10	U	7.0	155.8
T257	Pinus sylvestris (Scots Pine)	Semi Mature	1	240 com	13	2.0		2.0		2.0		2.0		Fair	Poor	Part of a small woodland. Edge grown tree. Asymmetrical crown growth. Crown starting to decline.	10+	C2	2.9	26.1
T258	Cerasus avium (Wild Cherry)	Mature	2	510 com	15		5.0		4.5		1.0		4.5	Fair	Fair	Part of a small woodland. Edge grown tree. Asymmetrical crown growth.	10+	B2	6.2	120.7
T259	Cerasus avium (Wild Cherry)	Early Mature	3	580	15		6.0		3.0		1.0		5.0	Poor	Poor	Part of a small woodland. Edge grown tree. Asymmetrical crown growth. Decay at base of stem. Pockets of decay and holes in major limbs. Twisted form. Crown in terminal decline.	>10	U	7.0	153.1
T260	Fagus sylvatica f. purpurea (Purple Beech)	Semi Mature	1	220 com	11.5		5.0		4.0		2.0		4.0	Fair	Fair	Part of a small woodland. Edge grown tree. Asymmetrical crown growth.	40+	B2	2.6	21.9
T261	Acer pseudoplatanus (Sycamore)	Mature	2	490	16		6.0		5.5		3.0		4.0	Fair	Fair	Part of a small woodland. Edge grown tree. Asymmetrical crown growth. Included bark beginning at base of tree.	10+	C2	5.9	111.2
T262	Pinus sylvestris (Scots Pine)	Semi Mature	1	250 com	10		3.0		1.0		1.0		1.0	Poor	Dead	Dead tree.	>10	U	3.0	28.3
T263	Robinia pseudoacacia (False Acacia sp./Black Locust)	Mature	2	550	16	6.0		6.0		6.0		6.0		Fair	Fair	Deadwood in crown.	20+	B2	6.7	141.2
T264	Pinus sylvestris (Scots Pine)	Semi Mature	1	320	12		3.0		3.0		3.0		3.0	Poor	Dead	Dead tree.	>10	U	3.8	46.3
T265	Pinus sylvestris (Scots Pine)	Semi Mature	1	280	13		3.0		2.0		1.0		2.0	Fair	Fair	Part of a small woodland. Edge grown tree. Asymmetrical crown growth.	10+	B2	3.4	35.5
T266	Pinus sylvestris (Scots Pine)	Semi Mature	1	220 com	12		3.0		3.0		3.0		3.0	Poor	Dead	Dead tree.	>10	U	2.6	21.9
T267	Tilia cordata (Small Leaved Lime)	Mature	3	620	16		7.0		6.0		4.0		5.0	Fair	Fair	Part of a small woodland. Edge grown tree. Rear stem showing included bark.	20+	B2	7.5	175.1
T268	Pinus sylvestris (Scots Pine)	Semi Mature	1	220	12		3.0		3.0		3.0		3.0	Poor	Dead	Dead tree. Hung up in adjacent dead pine.	>10	U	2.6	21.9
T269	Pinus sylvestris (Scots Pine)	Semi Mature	1	220	12		3.0		3.0		3.0		3.0	Poor	Dead	Dead tree.	>10	U	2.6	21.9

Abbreviations	
# - Estimated value.	See observation for further information
com – Combined stem diameter	In accordance with BS5837:2012

Client: The Executors of the late Nigel Alington Surveyed by: [REDACTED] - Southern Ecological Solutions Weather: Clear and dry

Site: Alington Estate Date: 6<sup>th</sup> to 13<sup>th</sup> July 2021

Tree No.	Species	Life Stage	No of Stems	Stem Diameter - DBH (mm)	Height (m)	Crown Spread (m)								Structural Condition	Physiological Condition	Observations	Life Expectancy	BS5837 Category	RPA Radius (m)	RPA Area (m <sup>2</sup> )
						N	NE	E	SE	S	SW	W	NW							
T270	Pinus sylvestris (Scots Pine)	Semi Mature	1	220	12		3.0		3.0		3.0		3.0	Fair	Poor	Part of a small woodland. Edge grown tree. Asymmetrical crown growth. Crown in decline.	10+	C2	2.6	21.9
T271	Cerasus avium (Wild Cherry)	Mature	1	460	15		6.0		4.0		3.0		4.0	Fair	Fair	Fruiting body on base, eastern side. Part of a small woodland. Edge grown tree. Asymmetrical crown growth.	20+	B2	5.5	95.7
T272	Cerasus avium (Wild Cherry)	Mature	1	460	15		6.0		4.0		3.0		4.0	Poor	Fair	Fruiting body on base, eastern side. Part of a small woodland. Edge grown tree. Asymmetrical crown growth. Failed pine tree resting on stem. Stem bent and growing at 45 degrees.	20+	C2	5.5	95.7
T273	Pinus sylvestris (Scots Pine)	Semi Mature	1	220	12		3.0		3.0		3.0		3.0	Poor	Dead	Dead tree. Hung up in cherry.	>10	U	2.6	21.9
T274	Fagus sylvatica f. purpurea (Purple Beech)	Early Mature	1	440	16		6.0		6.0		3.0		6.0	Fair	Fair	Part of a small woodland. Edge grown tree. Asymmetrical crown growth.	20+	B2	5.3	87.6
T275	Fagus sylvatica (Common Beech)	Early Mature	1	570	17		8.0		8.0		6.0		8.0	Fair	Fair	Part of a small woodland. Edge grown tree. Asymmetrical crown growth.	20+	B2	6.8	147.0
T276	Pinus sylvestris (Scots Pine)	Semi Mature	1	220	12		4.0		4.0		4.0		4.0	Poor	Dead	Dead tree. Partially hung up in adjacent Beech.	>10	U	2.6	21.9
T277	Pinus sylvestris (Scots Pine)	Semi Mature	1	220	12		2.0		2.0		2.0		2.0	Poor	Dead	Dead tree. Partially hung up in adjacent dead pine.	>10	U	2.6	21.9
T278	Pinus sylvestris (Scots Pine)	Semi Mature	1	220 com	12		2.0		2.0		2.0		2.0	Poor	Dead	Dead tree.	>10	U	2.6	21.9
T279	Tilia cordata (Small Leaved Lime)	Mature	2	630	16	7.5		7.5		7.5			7.5	Fair	Fair	Part of a small woodland. Edge grown tree. Asymmetrical crown growth. Some small holes in trunk.	10+	B2	7.6	179.7
T280	Pinus sylvestris (Scots Pine)	Semi Mature	1	220	12		2.0		2.0		2.0		2.0	Poor	Dead	Dead tree.	>10	U	2.6	21.9
T281	Populus sp. (Poplar sp.)	Mature	1	1060	20	10.0		10.0		10.0			10.0	Fair	Good	Seem on North side of trunk	20+	A2	12.7	508.3
T282	Quercus robur (English Oak)	Mature	1	620 # com	13		3.0		7.0		7.0		7.0	Fair	Fair	Part of a small woodland. Edge grown tree. Asymmetrical crown growth.	40+	B2	7.4	173.9
T283	Acer pseudoplatanus (Sycamore)	Early Mature	3	420	13		2.0		5.0		7.0		5.0	Fair	Fair	Part of a small woodland. Edge grown tree. Asymmetrical crown growth.	20+	B2	5.1	81.5

Client: The Executors of the late Nigel Alington Surveyed by: [REDACTED] - Southern Ecological Solutions Weather: Clear and dry

Site: Alington Estate Date: 6<sup>th</sup> to 13<sup>th</sup> July 2021

Abbreviations	
# - Estimated value.	See observation for further information
com – Combined stem diameter	In accordance with BS5837:2012

Tree No.	Species	Life Stage	No of Stems	Stem Diameter - DBH (mm)	Height (m)	Crown Spread (m)								Structural Condition	Physiological Condition	Observations	Life Expectancy	BS5837 Category	RPA Radius (m)	RPA Area (m2)
						N	NE	E	SE	S	SW	W	NW							
T284	Pinus sylvestris (Scots Pine)	Semi Mature	1	310	14		4.0		4.5		4.0		2.0	Fair	Fair	Part of a small woodland. Edge grown tree. Asymmetrical crown growth.	20+	B2	3.7	43.5
T285	Picea abies (Norway Spruce)	Early Mature	1	410	14.5	4.0		4.0		4.0		4.0		Fair	Fair	Some deadwood on inner woodland canopy.	20+	B2	4.9	76.0
T286	Pinus sylvestris (Scots Pine)	Semi Mature	1	380 com	13	1.0		2.0		3.0		2.0		Fair	Poor	Part of a small woodland. Edge grown tree. Asymmetrical crown growth. Lower crown in decline. Lower deadwood.	10+	C2	4.6	65.3
T287	Cerasus avium (Wild Cherry)	Mature	2	640	14	7.0		7.0		7.0		7.0		Fair	Fair	Potentially weak forks at base. Slight included bark.	10+	C2	7.7	188.6
T288	Tilia cordata (Small Leaved Lime)	Early Mature	1	440	13	3.0		6.0		6.0		3.0		Fair	Fair	Part of a small woodland. Edge grown tree. Asymmetrical crown growth.	20+	B2	5.3	87.6
T289	Tilia cordata (Small Leaved Lime)	Early Mature	1	380	13		5.0		5.0		3.0		5.0	Fair	Fair	Part of a small woodland. Edge grown tree. Asymmetrical crown growth. Lending trunk to north.	20+	B2	4.6	65.3
T290	Tilia cordata (Small Leaved Lime)	Mature	1	560	14		6.0		3.0		6.0		6.0	Fair	Fair	Part of a small woodland. Edge grown tree. Asymmetrical crown growth. Low limbs tangled with stem.	20+	B2	6.7	141.9
T291	Aesculus sp. (Horse Chestnut)	Mature	1	600 com	8	5.0		5.0		5.0		5.0		Fair	Poor	Suspect Aesculus Indica. Bleeding canker. Splits visible on most major limbs. Upper crown dieback. Deadwood in upper crown.	10+	C2	7.2	162.9
T292	Salix babylonica (Weeping Willow)	Late Mature	2	1020 com	12	8.0		8.0		8.0		8.0		Fair	Fair	Signs of large previously failed branches. Deadwood in crown.	20+	B2	12.3	474.6
T293	Salix babylonica (Weeping Willow)	Late Mature	3	1290 com	13	8.0		8.0		2.0		8.0		Fair	Fair	Signs of large previously failed branches. Deadwood in crown. One failed stem, now re-growing at 2m.	20+	B2	15.0	706.9
T294	Salix babylonica (Weeping Willow)	Late Mature	2	1240 com	13	10.0		10.0		10.0		10.0		Fair	Fair	Signs of large previously failed branches. Deadwood in crown.	20+	B2	15.0	706.5
T295	Salix babylonica (Weeping Willow)	Mature	2	1110	13	10.0		10.0		10.0		10.0		Fair	Fair	Signs of large previously failed branches. Deadwood in crown. Snapped out limb East side. Fractured limb hung up on East Side.	20+	B2	13.3	557.6

Client: The Executors of the late Nigel Alington Surveyed by: [REDACTED] - Southern Ecological Solutions Weather: Clear and dry

Site: Alington Estate Date: 6<sup>th</sup> to 13<sup>th</sup> July 2021

Abbreviations	
# - Estimated value.	See observation for further information
com - Combined stem diameter	In accordance with BS5837:2012

Tree No.	Species	Life Stage	No of Stems	Stem Diameter - DBH (mm)	Height (m)	Crown Spread (m)								Structural Condition	Physiological Condition	Observations	Life Expectancy	BS5837 Category	RPA Radius (m)	RPA Area (m <sup>2</sup> )
						N	NE	E	SE	S	SW	W	NW							
T296	Pinus nigra (Black Pine)	Mature	1	560 # com	13	4.0		4.0		4.0		4.0		Fair	Fair	In neighbouring garden. 3 needled pine. Large cone -15cm long 10 wide	20+	B2	6.7	141.9
T297	Quercus ilex (Holm Oak)	Early Mature	7	1050	10	5.0		5.0		5.0		5.0		Fair	Fair	In neighbouring garden. Fastigate form. Busy stems at base.	20+	B2	12.7	506.7
T298	Fagus sylvatica (Common Beech)	Young	1	250	3	2.0		2.0		2.0		2.0		Fair	Fair	In neighbouring garden. Growing as a bush.	10+	C2	3.0	28.3
T299	Cerasus avium (Wild Cherry)	Semi Mature	1	300	4	4.5		2.0		4.5		4.5		Fair	Fair	In neighbouring garden. Low spreading form. Asymmetric form from field side pruning.	20+	B2	3.6	40.7
T300	Cerasus avium (Wild Cherry)	Semi Mature	1	380	4	4.5		2.0		4.5		4.5		Fair	Fair	In neighbouring garden. Low spreading form. Asymmetric form from field side pruning.	20+	B2	4.6	65.3
T301	Acer pseudoplatanus (Sycamore)	Mature	1	580 com	9	5.0		5.0		5.0		5.0		Fair	Fair	Basal decay. Cavities around all major buttress roots. Tree on rises off ground by root. Deadwood in crown.	20+	B2	7.0	152.2
T302	Ulmus sp. (Elm sp.)	Semi Mature	3	390	11	5.0		5.0		5.0		5.0		Fair	Fair	In neighbouring garden of church. Twisted stems.	20+	C2	4.8	72.0
T303	Fraxinus excelsior (Ash)	Semi Mature	1	300	8	3.5		3.5		3.5		3.5		Fair	Fair	Poor form, due to number of stems at 3m height.	10+	C2	3.6	40.7
T304	Aesculus hippocastanum (Horse Chestnut)	Early Mature	1	490	9	4.5		4.5		4.5		4.5		Fair	Fair	Deadwood in crown. Main leader dead and declining. Leaf miner within leaves of canopy.	10+	C2	5.9	108.6
T305	Populus tremula (Aspen)	Early Mature	1	330	14		5.0		3.0		3.0		3.0	Fair	Fair	Swept butt. 30 degree lean on stem NW.	10+	B2	4.0	49.3
T306	Acer pseudoplatanus (Sycamore)	Mature	1	540	13	6.0		6.0		6.0		6.0		Fair	Fair	Deadwood in crown.	20+	B2	6.5	131.9
T307	Robinia pseudoacacia (False Acacia sp./Black Locust)	Semi Mature	1	360	12.5	3.5		3.5		3.5		3.5		Fair	Fair	Growing into open paddock.	40+	B2	4.3	58.6

Abbreviations	
# - Estimated value.	See observation for further information
com – Combined stem diameter	In accordance with BS5837:2012

Client: The Executors of the late Nigel Alington Surveyed by: [REDACTED] - Southern Ecological Solutions Weather: Clear and dry

Site: Alington Estate Date: 6<sup>th</sup> to 13<sup>th</sup> July 2021

Tree No.	Species	Life Stage	No of Stems	Stem Diameter - DBH (mm)	Height (m)	Crown Spread (m)								Structural Condition	Physiological Condition	Observations	Life Expectancy	BS5837 Category	RPA Radius (m)	RPA Area (m2)
						N	NE	E	SE	S	SW	W	NW							
T308	Ilex aquifolium (Holly)	Mature	1	450 #	7	4.0		4.0		4.0		4.0		Fair	Fair	Some scaring on lower stem. Suckers form part of crown. Some deadwood in upper crown.	20+	B2	5.4	91.6
T309	Juglans regia (Walnut)	Semi Mature	1	310	8		1.0		3.0		4.0		3.0	Fair	Fair	Part of a small woodland. Edge grown tree. Asymmetrical crown growth.	20+	B2	3.7	43.5
T310	Populus sp. (Poplar sp.)	Early Mature	1	250	8	4.0		4.0		4.0		4.0		Fair	Fair	Part of a small woodland. Edge grown tree. Slight Asymmetrical crown growth. Hybrid Black Poplar	10+	B2	3.0	28.3
T311	Populus sp. (Poplar sp.)	Early Mature	1	320 com	8	4.0		4.0		4.0		4.0		Fair	Fair	Part of a small woodland. Edge grown tree. slight Asymmetrical crown growth. Hybrid Black Poplar	10+	B2	3.8	46.3
T312	Crataegus monogyna (Common Hawthorn/Quick/May)	Semi Mature	3	180 com	3.5	3.0		3.0		3.0		3.0		Fair	Fair	Congested stems. Crown break at floor level.	20+	C2	2.2	14.9
T313	Acer pseudoplatanus (Sycamore)	Early Mature	3	380 com	8.5	4.0		4.0		4.0		4.0		Fair	Fair	Congested stems. Crown break at floor level. Deadwood in crown.	10+	C2	4.7	68.3
T314	Aesculus sp. (Horse Chestnut)	Early Mature	2	390	7	4.5		4.5		4.5		4.5		Fair	Fair	Grown in open paddock	40+	B2	4.7	69.0
T315	Salix alba (White Willow)	Mature	1	1210	23		6.0		8.0		6.0		5.0	Fair	Fair	Part of a small woodland. Edge grown tree. Asymmetrical crown growth. Line of willow trees worthy of A category.	20+	B2	14.5	662.3
T316	Acer pseudoplatanus (Sycamore)	Mature	1	860 com	14	6.5		6.5		6.5		6.5		Fair	Fair	Break if crown congested at 4m. Severed ivy. Ivy on stem. Ivy encroaching into crown. Habitat holes around base.	20+	B2	10.3	334.6
T317	Ilex aquifolium (Holly)	Early Mature	2	390	5	2.0		2.0		2.0		2.0		Fair	Fair	Crown break at: 1m	10+	B2	4.7	69.0
T318	Juglans regia (Walnut)	Early Mature	1	440 com	9	5.0		5.0		5.0		5.0		Fair	Fair	Slight lean on stem at 30 degrees	20+	B2	5.3	87.6
T319	Cedrus atlantica 'Glauc' (Blue Atlas Cedar)	Mature	5	1180	14	6.0		8.0		9.0		6.0		Poor	Fair	Congested stems. Crown break at floor level. Decay in main stem at base. Signs of previously failed branches.	10+	B2	14.2	637.0

Client: The Executors of the late Nigel Alington Surveyed by: [REDACTED] - Southern Ecological Solutions Weather: Clear and dry

Site: Alington Estate Date: 6<sup>th</sup> to 13<sup>th</sup> July 2021

Abbreviations	
# - Estimated value.	See observation for further information
com – Combined stem diameter	In accordance with BS5837:2012

Tree No.	Species	Life Stage	No of Stems	Stem Diameter - DBH (mm)	Height (m)	Crown Spread (m)								Structural Condition	Physiological Condition	Observations	Life Expectancy	BS5837 Category	RPA Radius (m)	RPA Area (m <sup>2</sup> )
						N	NE	E	SE	S	SW	W	NW							
T320	Cedrus atlantica 'Glauca' (Blue Atlas Cedar)	Mature	1	970	12	7.0		7.0		7.0		7.0		Poor	Fair	Congested stems. Crown break at floor level. Decay in main stem at base. Signs of previously large, failed branches. Partial snapped limb to South. Deadwood in crown.	10+	B2	11.6	425.7
T321	Quercus ilex (Holm Oak)	Early Mature	1	280	4	2.0		2.0		2.0		2.0		Poor	Fair	Snapped top. Signs of failed stems at base. Retention only due to line of Holm oaks.	10+	C2	3.4	35.5
T322	Aesculus x carnea (Red Horse Chestnut)	Early Mature	1	530	11	7.0		7.0		4.0		7.0		Fair	Fair	Part of a small woodland. Edge grown tree. Asymmetrical crown growth.	20+	B2	6.4	127.1
T323	Cupressus sp. (Cypress sp.)	Early Mature	1	520	15	4.0		4.0		4.0		4.0		Fair	Fair	Part of a small woodland. Edge grown tree. Asymmetrical crown growth. Possible macrocarpa	40+	B2	6.2	122.3
T324	Aesculus hippocastanum (Horse Chestnut)	Mature	1	1050	14	7.0		7.0		7.0		7.0		Fair	Fair	Signs of previously large, failed branches. Large pruned wound at 1m. Girdled roots. Deadwood in crown.	20+	B2	12.6	498.8
T325	Acer pseudoplatanus (Sycamore)	Early Mature	1	440	13		2.0		5.0		5.0		5.0	Fair	Fair	Deadwood in crown. Growing over wall and road.	20+	B2	5.3	87.6
T326	Acer pseudoplatanus (Sycamore)	Early Mature	1	540	10		5.0		5.0		2.0		5.0	Poor	Fair	Deadwood in crown. Growing over wall and road. Poor structure of bark around stem. Cracked stem, possible bleeding canker. Asymmetrical crown growth.	10+	C2	6.5	131.9
T327	Pinus sylvestris (Scots Pine)	Early Mature	1	560 com	9	4.0		4.0		4.0		4.0		Fair	Fair	Lower deadwood. Crowded crown on eastern side.	40+	B2	6.7	141.9
T328	Acer saccharinum (Silver Maple)	Young	3	230	5.5	3.0		3.0		3.0		3.0		Poor	Poor	Poor multistem regrowth from leaning stem snapped at 1m height with internal decay at crown break. Sparse crown.	>10	U	2.8	25.5
T329	Fraxinus excelsior (Ash)	Semi Mature	1	340	6.5	3.0		3.0		3.0		3.0		Fair	Poor	Sparse crown with moderate dieback.	10+	C2	4.1	52.3
T330	Fraxinus excelsior (Ash)	Semi Mature	1	310	6	3.0		3.0		3.0		3.0		Poor	Fair	Extensive bark wounding and evidence of decay at base.	10+	C2	3.7	43.5
T331	Acer platanoides (Norway Maple)	Semi Mature	1	340	6.5	3.5		3.5		3.5		3.5		Poor	Fair	Extensive bark wounding and evidence of decay at base. Structurally poor triple fork at crown break.	10+	C2	4.1	52.3

Client: The Executors of the late Nigel Alington Surveyed by: [REDACTED] - Southern Ecological Solutions Weather: Clear and dry

Site: Alington Estate Date: 6<sup>th</sup> to 13<sup>th</sup> July 2021

Abbreviations	
# - Estimated value.	See observation for further information
com - Combined stem diameter	In accordance with BS5837:2012

Tree No.	Species	Life Stage	No of Stems	Stem Diameter - DBH (mm)	Height (m)	Crown Spread (m)								Structural Condition	Physiological Condition	Observations	Life Expectancy	BS5837 Category	RPA Radius (m)	RPA Area (m <sup>2</sup> )
						N	NE	E	SE	S	SW	W	NW							
T332	unrecognized (Unrecognised)	Semi Mature	1	280	3	1.0		1.0		1.0		1.0		Poor	Dead	Dead tree. 2m stump with dead regrowth.	>10	U	3.4	35.5
T333	Quercus robur (English Oak)	Semi Mature	1	520	8		4.0		4.8		4.0		3.0	Fair	Fair	Slight dieback and sparse canopy.	40+	B2	6.2	122.3
T334	Quercus robur (English Oak)	Semi Mature	1	460	8		4.0		4.7		4.0		3.0	Poor	Fair	structurally poor, contorted and spreading low limbs at crown break at 1.5m.	40+	C2	5.5	95.7
T335	Fraxinus excelsior (Ash)	Semi Mature	1	430	6.5		3.0		4.0		3.0		4.0	Fair	Fair	n/a	20+	B2	5.2	83.6
T336	Fraxinus excelsior (Ash)	Semi Mature	1	500	6.5		4.0		4.0		3.3		4.0	Fair	Fair	n/a	20+	B2	6.0	113.1
H337	0	Young		See Observations	2	See Tree Survey Plan								Fair	Fair	Understorey hedge of elm, ash and sour cherry saplings. Average stem diameter:30mm.	10+	C2	See Tree Survey Plan	See Tree Survey Plan
H338	0	Semi Mature		See Observations	7	See Tree Survey Plan								Poor	Fair	Oak, hawthorn, ash, elm, sycamore, field maple located on east side of ditch. Hawthorn field edge hedge line with outgrown multi-stemmed trees. Average stem diameter: 200mm.	20+	C2	See Tree Survey Plan	See Tree Survey Plan
T339	Quercus robur (English Oak)	Late Mature	1	1400	12		4.0		5.5		7.0		4.0	Fair	Good	Northern and western primary scaffold limbs historically torn out with resultant socket wound and brown cubicle rot at crown break and bark delamination on north side. Some stag headed retrenchment visible in crown but good vitality. Hollowing at base on east side.	40+	A23	15.0	706.9
H340	0	Semi Mature		See Observations	7	See Tree Survey Plan								Poor	Fair	Hawthorn field edge hedge line with outgrown multi-stemmed ash trees on east side of ditch. Average stem diameter: 200mm.	20+	C2	See Tree Survey Plan	See Tree Survey Plan
H341	0	Young		See Observations	3	See Tree Survey Plan								Fair	Fair	Hawthorn, field maple, apple hedge. Average stem diameter: 80mm.	10+	C2	See Tree Survey Plan	See Tree Survey Plan
H342	0	Young		See Observations	3	See Tree Survey Plan								Fair	Fair	Hawthorn elder apple hedge. Average stem diameter: 100mm.	10+	C2	See Tree Survey Plan	See Tree Survey Plan



Abbreviations	
# - Estimated value.	See observation for further information
com – Combined stem diameter	In accordance with BS5837:2012

Client: The Executors of the late Nigel Alington Surveyed by: [REDACTED] - Southern Ecological Solutions Weather: Clear and dry

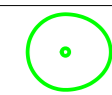
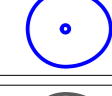



Site: Alington Estate Date: 6<sup>th</sup> to 13<sup>th</sup> July 2021



Tree No.	Species	Life Stage	No of Stems	Stem Diameter - DBH (mm)	Height (m)	Crown Spread (m)								Structural Condition	Physiological Condition	Observations	Life Expectancy	BS5837 Category	RPA Radius (m)	RPA Area (m <sup>2</sup> )
						N	NE	E	SE	S	SW	W	NW							
T343	Quercus cerris (Turkey Oak)	Early Mature	1	630 com	8	6.5		6.5		6.5		6.5		Fair	Fair	Spreading fork with multiple leaders. Extensive bark wounding roadside from mower damage.	20+	B2	7.6	179.6
T344	Acer pseudoplatanus (Sycamore)	Semi Mature	2	480 com	9	4.0		4.0		4.0		4.0		Fair	Poor	Sparse crown with dieback roadside. Bark damage at base roadside from mower damage.	20+	C2	5.8	106.6
T345	Acer pseudoplatanus (Sycamore)	Semi Mature	2	480	9	4.0		4.0		4.0		4.0		Fair	Poor	Sparse crown with dieback roadside. Bark damage at base roadside from mower damage.	20+	C2	5.8	106.6
T346	Acer pseudoplatanus (Sycamore)	Early Mature	1	580	10	5.0		5.0		5.0		5.0		Poor	Fair	Triple congested fork at crown break. Bark damage at base roadside from mower damage.	20+	C2	7.0	152.2
G347	0	Semi Mature		See Observations	10	See Tree Survey Plan								Fair	Fair	No Access Mixed species Apple, Pear, Maple, Birch, Eucalyptus. Estimated average dbh 25	20+	B1	See Tree Survey Plan	See Tree Survey Plan

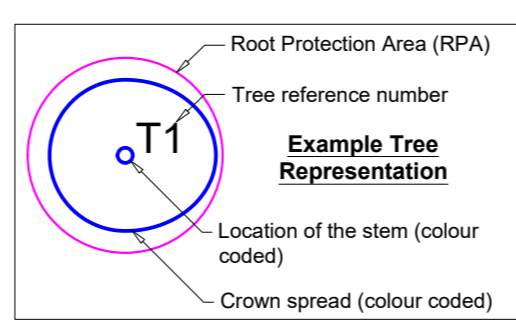
**Appendix 3: Tree Constraints Plan**

**The Tree Constraints Plan follows this page**



- Legend**
-  **Category A - Trees of high quality**  
with an estimated remaining life expectancy of at least 40 years
  -  **Category B - Trees of moderate quality**  
with an estimated remaining life expectancy of at least 20 years
  -  **Category C - Trees of low quality**  
with an estimated remaining life expectancy of at least 10 years, or young trees with a stem diameter below 150 mm
  -  **Category U - Trees unsuitable for retention**  
Those in such a condition that they cannot realistically be retained as living trees in the context of the current land use for longer than 10 years
  -  Group of trees (G) / hedgerows (H) / woodlands (W) / shrub (S) - Colour coded according to categories above

-  Root Protection Area (RPA)
-  Survey boundary line



This drawing was produced in colour - a monochrome copy should not be relied upon. Contractors must check all dimensions on site. Any discrepancies must be reported to the arboricultural consultant before proceeding.



Southern Ecological Solutions,  
Sudbury Stables Downham,  
Essex CM11 1LB  
Phone: 01268 711021  
Website: www.ses-eco.co.uk

Rev	Update	Date
Site	Alington Estate	
Client	The Executors of the Late Nigel Alington	
Drawing title	Tree Survey & Constraints Plan	
Drawing no. TCP Alington 01-09-21	Scale 1/2500@A1	Date 01-09-21
Revision ~	Drawn by TI	Checked by GM

## Appendix 4: Survey and Background Information

### 4.1 Limitations

A detailed topographical plan showing the locations of individual trees was provided by the client and used for the tree survey, so the positions of the trees were understood to be accurate, and SES Ltd accepts no liability for the accuracy of any tree survey drawings based on the topographical plan supplied by the client.

Trees are living organisms whose health and the condition can change rapidly and all trees, even healthy ones, are at risk from unpredictable climatic and manmade events. The assessment of risk for any tree is based upon factors evident at the time of the inspection and the interpretation of those factors by suitably qualified inspectors. The health, condition and safety of trees should be checked on a basis commensurate with the level of risk and preferably on an annual basis.

### 4.2 Methods

The trees were surveyed from ground level without detailed investigations. All trees with a trunk diameter of 75 mm or above<sup>1</sup> were surveyed. All dimensions were estimated unless otherwise indicated. Obvious hedges and shrub masses were identified where appropriate. Information collected is in accordance with recommendations in *Subsection 4.4.2.5* of *BS 5837:2012* and includes species, height, diameter, branch spread, crown clearance, age class, physiological condition, structural condition and remaining contribution. Each tree was then allocated one of four categories (U, A, B or C) to reflect its suitability as a material constraint on development.

### 4.3 Documents and information received

- *Topographical plan*

### 4.4 Contact

Name	Company/organisation	Tel. no.
██████████	SES Arboriculture Ltd	+44 (0)1268 711021

---

<sup>1</sup> *BS 5837 recommends that in most circumstances all trees over 75mm stem diameter should be included in a pre-planning land and tree survey*

## 4.5 Reference documents

- *British Standards Institution (2012) BS 5837: Trees in relation to design, demolition and construction – Recommendations;*
- *British Standards Institute (2010) BS 3998: Tree work – Recommendations;*
- *DETR Tree Preservation Orders – A Guide to the Law and Good Practice;*
- *National Joint Utilities Group (2007) Volume 4, Issue 2: Guidelines for the planning, installation and maintenance of utility apparatus in proximity to trees;*
- *DTLR (2001) Principles of Tree Hazard Assessment and Management - David Lonsdale.*

## 4.6 Legal Constraints and Liabilities

### 4.6.1 Occupiers Liability 1957 and 1984

The Occupiers Liability Act places a duty of care to ensure that no reasonably foreseeable harm takes place due to tree defects. Therefore, this report includes recommendations within the tree tables for work required for safety reasons. ‘Common sense risk management of trees (National Tree Safety Group 2012)’ states that *‘the owner of the land on which a tree stands, together with any party who has control over the tree’s management, owes a duty of care at common law to all people who might be injured by the tree. The duty of care is to take reasonable care to avoid acts or omissions that cause a reasonably foreseeable risk of injury to persons or property.’*

### 4.6.2 Common Law

This enables pruning back of the crown and roots of trees on adjacent land where they overhang neighbouring property, providing the work is reasonable and does not cause harm. This right does not override TPO and CA legislation.

### 4.6.3 Ecological Constraints

The Wildlife and Countryside Act 1981, as amended, The Conservation of Habitats and Species Regulations 2010 and the Countryside and Rights of Way Act 2000, provide statutory protection to species of flora and fauna including birds, bats and other species that are associated with trees. These could impose significant constraints on the use and timing of access to the site. It is the responsibility of the main contractor and tree surgery contractor to ensure that no protected species are harmed whilst carrying out site clearance or tree surgery works. Unless competent to do so, the advice of an ecologist must be sought.

## **Appendix 5: Specific Report Caveats**

- *The survey was based on a drawing provided by the client, a topographical plan identifying accurate tree locations were issued by the client and used for the tree survey.*
- *No internal diagnostic equipment was used other than a sounding mallet and probe.*
- *The survey is concerned solely with arboricultural issues.*
- *Any work with trees will discharge the due diligence requirements of all relevant wildlife and countryside legislation.*
- *Trees are dynamic living organisms whose health and the condition can change rapidly. Any changes to the tree or conditions close to the tree may change the stability and condition of the tree and a further examination would be required and may affect the validity of this report.*
- *This report is valid for 12 months.*

### **5.1 Copyright and non-disclosure**

The content and layout of this report are subject to copyright owned by Southern Ecological Solutions (SES Ltd) to the extent that copyright has been legally assigned to us by another party or is used by SES Ltd under license. This report may not be copied or used without a prior written agreement for any purpose other than the purpose indicated in this report.